

R

E

C

E

R

E



E

C



C

E



E

R

E

C

E

R

IN THE BEGINNING, THERE'S ONLY DUST

Then, it's as if this dust embarks on this journey round the world to pick up the latest trends and nurture the most creative design. Finally, with the power of state-of-the-art technology, it takes on form, texture, colour and life. And such a simple raw material is transformed into such aesthetically and technically sophisticated pieces. That give rise to beautiful, comfortable and functional environments. Atmospheres created for people that are nice to live, work and simply be in. The magic happens and perfection is born from the dust.

From dust to perfection.

AU DÉBUT, IL N'Y A QUE DE LA POUSSIÈRE

Puis, il semble que cette poussière fait le tour du monde pour capter les nouvelles tendances, qui serviront d'inspiration au design le plus créatif. Pour finir, elle s'allie à la puissance de la plus haute technologie pour gagner forme, texture, couleur et vie. C'est ainsi qu'une matière première si simple se transforme en pièces esthétiques et techniquement si sophistiquées, créant des environnements splendides, confortables et fonctionnels. Environnements créés pour les personnes, où il fait bon vivre, travailler et rester.

De la poussière naît la perfection.

AM ANFANG WAR NUR STAUB

Und dieser Staub umrundet dann gleichsam die Welt, um die neuen Tendenzen aufzufangen und das kreativste Design anzuregen. Schließlich nimmt er dank der Macht der Technologie Form, Textur, Farbe und Leben an. Und ein so schlichter Rohstoff verwandelt sich in technisch und ästhetisch hochentwickelte Teile, die schöne, bequeme und funktionelle Umgebungen hervorbringen. Umgebungen für Menschen, wo man gerne lebt, arbeitet und sich aufhält.

Aus Staub wird Perfektion.



No

início é

apenas

pó


Depois, é como se esse pó desse a volta ao mundo para captar as novas tendências e alimentar o design mais criativo. Finalmente, com o poder da tecnologia, ganha forma, textura, cor, vida. E uma matéria-prima tão simples transforma-se em peças tão estética e tecnicamente sofisticadas. Que dão origem a ambientes belos, confortáveis e funcionais. Ambientes criados para as pessoas, onde apetece viver, trabalhar, estar.

Do pó nasce a perfeição.

DESAFIAR O FUTURO

Mais de 40 anos de experiência em pavimentos e revestimentos cerâmicos são um motivo de orgulho. Mas o que nos motiva ainda mais é o futuro. Como somos um grupo multifacetado, conseguimos antecipar tendências e responder a todos os mercados em todos os momentos. Mas queremos sempre ir mais além. Apostar em novas tecnologias, em design e inovação para descobrir soluções pioneiras está no nosso ADN. A qualidade e a sustentabilidade ambiental são outros pilares fundamentais para nós.

É por tudo isto que nos mantemos à frente no mercado.



DEFYING THE FUTURE

Our more than 40 years of experience in ceramic tiles and floors make us proud. But what drives us even more is the future. As we have many strings to our bow, we can anticipate trends and meet all demands, at any time, in all markets. But we always want to go further. Committing to new technology, investing in design and innovation to find pioneering solutions, this is in our DNA. Not to mention quality and environmental sustainability, two key principles for us.

And this is why we are still market leaders.

DÉFIER LE FUTUR

Plus de 40 ans d'expérience en revêtements de sol et muraux céramiques sont un motif de fierté. Mais ce qui nous motive encore plus est le futur.

Comme nous sommes un groupe à multiples facettes, nous arrivons à prévoir les tendances et ainsi répondre à chaque instant aux exigences de tous les marchés.

Mais nous voulons aller plus loin. Parier sur les nouvelles technologies, le design et l'innovation pour découvrir des solutions pionnières est dans notre ADN. La qualité et la durabilité environnementale sont également pour nous deux piliers fondamentaux.

Tout ceci nous permet de rester leader sur le marché.

DIE ZUKUNFT HERAUSFORDERN

Mehr als 40 Jahre Erfahrung in Boden- und Wandkeramik sind ein Grund, stolz zu sein. Was uns aber noch mehr motiviert, ist die Zukunft.

Da wir eine vielschichtige Unternehmensgruppe sind, gelingt es uns, Tendenzen vorwegzunehmen und jederzeit allen Märkten gerecht zu werden.

Aber wir wollen stets noch weiter vorrücken. Auf neue Technologien, Design und Innovation zu setzen, um Pionierlösungen zu entdecken, ist Teil unserer DNS. Auch Qualität und ökologische Nachhaltigkeit sind weitere wichtige Säulen für uns.

Und aus all diesen Gründen halten wir auf dem Markt eine Spitzenposition.



A SUSTENTABILIDADE É UM OBJETIVO PERMANENTE

Quem depende de um recurso natural só pode respeitar a natureza. Isso implica um esforço constante em vários aspectos:

- Eficiência energética, através da otimização de processos, da atualização de equipamentos com vista à redução do consumo de energia e da cogeração de energia elétrica e térmica;
- Redução do consumo de água, apostando no tratamento e reutilização;
- Redução do consumo de matérias-primas provenientes de recursos geológicos, minimizando os desperdícios e transformando-os em recursos;
- Utilização de embalagens amigas do ambiente (recicláveis, obtidas a partir de materiais reciclados) e de paletes de madeira “responsável”, de acordo com a norma FAO;
- Utilização de fontes de energia com baixos níveis de emissões;
- Tratamento dos efluentes gasosos;
- Contributo para edifícios saudáveis e sustentáveis pela elevada durabilidade dos nossos produtos e sem emissões de COV ou outras substâncias.

SUSTAINABILITY IS AN ONGOING OBJECTIVE

Those who depend on a natural resource can only respect nature. This requires relentless effort in a number of areas:

- Energy efficiency by optimising our processes and upgrading equipment in order to reduce energy consumption, and through the cogeneration of electrical and thermal energy;
- Reducing water consumption by focusing on treatment and reuse;
- Reducing consumption of geologically derived raw materials by cutting waste and turning it into usable resources;
- Using environmentally friendly packaging (recyclables derived from recycled materials) and pallets made of responsibly sourced wood, in accordance with FAO regulations;
- Using low emission energy sources;
- Treating gaseous effluent;
- Contributing to healthy and sustainable buildings through the high durability of our products, which do not emit VOCs or other substances.

LE DÉVELOPPEMENT DURABLE EST UN OBJECTIF PERMANENT

Qui dépend d'une ressource naturelle ne peut que respecter la nature. Cela implique un effort constant à plusieurs niveaux :

- Efficacité énergétique grâce à l'optimisation des processus, à la modernisation des équipements pour réduire la consommation d'énergie, ainsi qu'à la cogénération d'énergie électrique et thermique ;
- Réduction de la consommation d'eau, en la traitant pour pouvoir la réutiliser ;
- Réduction de la consommation de matières premières provenant de ressources géologiques, en minimisant les gaspillages et en les transformant en ressources ;
- Utilisation d'emballages respectueux de l'environnement (recyclables, obtenus à partir de matériaux recyclés) et de palettes en bois « éco responsable » conformément à la norme FAO ;
- Utilisation de sources d'énergie à faibles niveaux d'émissions ;
- Traitement des effluents gazeux ;
- Contribution à la construction de bâtiments respectueux de l'environnement et durables grâce à la grande durabilité de nos produits, sans émissions de COV (composé organique volatil) ou d'autres substances.

NACHHALTIGKEIT IST EIN PERMANENTES ZIEL

Wer von einem natürlichen Rohstoff abhängt, muss die Natur notwendig respektieren. Dies setzt in verschiedener Hinsicht eine ständige Bemühung voraus:

- Hohe Energieausbeute durch Prozessoptimierung, Aktualisierung der Ausrüstungen zwecks Reduzierung des Energieverbrauchs und eine Kraft-Wärme-Kopplungsanlage;
- Reduzierung des Wasserverbrauchs durch Wasserbehandlung und Wiederverwendung;
- Reduzierung des Verbrauchs von geologischen Rohstoffen und damit Minimierung und Verwandlung der Abfälle in Ressourcen;
- Verwendung umweltfreundlicher Verpackungen (wiederverwertbar, aus recycelten Materialien) und von Paletten aus „verantwortungsbewusstem“ Holz gemäß FAO-Norm;
- Verwendung von Energiequellen mit niedrigen Emissionswerten;
- Behandlung der gasförmigen Abfallprodukte;
- Beitrag zu gesunden und nachhaltigen Gebäuden dank der hohen Langlebigkeit unserer Produkte ohne Emissionen flüchtiger organischer Verbindungen oder anderer Substanzen.



A EXCELÊNCIA CONQUISTA-SE TODOS OS DIAS

Para nós, as certificações não são o topo. São a base que orienta a nossa gestão diária. Para além de ser certificada na área da qualidade, do ambiente e da conformidade de produtos, a Recer é pioneira na aplicação dos conceitos “Lean Production” e auditada regularmente por entidades independentes.

- Certificado de Conformidade do Sistema de Gestão da Qualidade
- Certificado de Conformidade do Sistema de Gestão Ambiental
- Certificado QB – UPEC de Conformidade de Produtos – CSTB

8



QUALITY IS WHAT WE FIGHT FOR EVERY DAY

Certification is not an end in itself, for us. It is the beginning of an even higher level of demand, and it is reflected in our daily management. In addition to being certified in the fields of quality, environment and product compliance, Recer is a pioneer when it comes to applying the principles of lean production and is regularly audited by independent bodies.

- Quality Management System Certificate
- Environmental Management System Certificate
- QB Certificate – UPEC Product Compliance Certificate – CSTB

LA QUALITÉ SE CONQUIERT TOUS LES JOURS

Pour nous, les certifications ne sont pas une fin. Elles sont la base qui oriente notre gestion quotidienne. En plus d'être certifiée dans le domaine de la qualité, de l'environnement et de la conformité des produits, Recer est pionnière dans l'application des concepts «Lean Production» et auditée régulièrement par des entités indépendantes.

- Certificat de conformité du système de gestion de la qualité
- Certificat de conformité du système de gestion environnementale
- Certificat QB – UPEC de conformité des produits – CSTB

QUALITÄT MUSS TÄGLICH ERWORBEN WERDEN

Für uns sind Zertifizierungen nicht das Ziel, sondern der Ausgangspunkt, nach dem wir unser tägliches Handeln ausrichten. Recer ist nicht nur in den Bereichen Qualität, Umwelt und Produktkonformität zertifiziert, sondern auch Pionier bei der Anwendung des Konzepts der „Lean Production“ und wird außerdem regelmäßig durch unabhängige Stellen auditiert.

- Konformitätszertifikat des Qualitätsmanagementsystems
- Konformitätszertifikat des Umweltmanagementsystems
- QB-UPEC-Zertifikat für Produktkonformität des CSTB



O NOSSO MERCADO É O MUNDO

As empresas com futuro são as que não têm fronteiras. A Recer é uma delas. Com presença assídua nos grandes certames internacionais, showrooms e bases logísticas, exportamos hoje para todos os continentes, cerca de 60 países que representam mais de 60% do nosso volume de negócios. Um pouco por todo o mundo encontram-se as nossas soluções. Estes são apenas alguns exemplos:

Les Jardins de la Pâla – Bulle (Suíça)
Ministry of Defence Office Building – Tallinn (Estónia)
Centro Comercial Viva Envigado – Medellín (Colômbia)
Instituto Superior do Petróleo – Sumbe (Angola)
Azalay Hotel Abidjan – Abidjan (Costa do Marfim)
Museu do Louvre – Paris (França)
Sede do Banco de Moçambique – Maputo (Moçambique)
Teatro Carré – Amsterdão (Holanda)
London Olympics Training Pool – Londres (Inglaterra)
Maastorem – Roterdão (Holanda)

Airbus – Toulouse (França)
Al Saraya Residential Tower – Abu Dhabi (Emirados Árabes Unidos)
Boulevard Haussman – Paris (França)
Hotel Vila Magna – Madrid (Espanha)
Marriot Residence Courtyard Hotel – Aberdeen (Escócia)
Mar Shopping Algarve – Loulé (Portugal)
Palácio Monserrate – Sintra (Portugal)
Hostel Alfama – Lisboa (Portugal)
Estação São Bento – Porto (Portugal)



Alentejo Country Hotel

Localização
Sobreiras – Portugal

Gabinete projetista
FAT



Adriana Beach Resort

Localização
Albufeira – Portugal

Gabinete projetista
P3p
Arq. João Paulo Pereira

OUR MARKET IS THE WORLD

Companies with a future are those that have no borders. Recer is one of them. Regularly present at major international events, showrooms and logistics hubs, today we export to all continents, about 60 countries that represent more than 60% of our turnover. Our solutions can be found throughout the world. These are just some examples:

Les Jardins de la Pâla - Bulle (Switzerland), **Ministry of Defense Officebuilding** - Tallinn (Estonia), **Centro Comercial Viva Envigado** - Medellín (Colombia), **Instituto Superior do Petróleo** - Sumbe (Angola), **Azalay Hotel Abidjan** - Abidjan (Ivory Coast), **Louvre Museum** - Paris (France), **Headquarters of Banco de Moçambique** - Maputo (Mozambique), **Teatro Carré** - Amsterdam (Netherlands), **London Olympics Training Pool** - London (England), **Maastorem** - Rotterdam (Netherlands), **Airbus** - Toulouse (France), **Al Saraya Residential Tower** - Abu Dhabi (United Arab Emirates), **Boulevard Haussman** - Paris (France), **Hotel Vila Magna** - Madrid (Spain), **Marriot Residence Courtyard Hotel** - Aberdeen (Scotland), **Mar Shopping Algarve** - Loulé (Portugal), **Monserate Palace** - Sintra (Portugal), **Hostel Alfama** - Lisbon (Portugal), **São Bento Train Station** - Porto (Portugal).

LE MONDE EST NOTRE MARCHÉ

Les entreprises qui vont durer n'ont pas de frontières. Recer est l'une d'entre elles. Avec une présence assidue dans les grands salons internationaux, showrooms et bases logistiques, nous exportons aujourd'hui sur tous les continents, dans près de 60 pays qui représentent plus de 60 % de notre chiffre d'affaires. Nos solutions se trouvent un peu partout dans le monde. Vous trouverez ci-dessous quelques exemples:

Les Jardins de la Pâla - Bulle (Suisse), **Ministry of Defence Office building** - Tallinn (Estonie), **Centre commercial Viva Envigado** - Medellín (Colombie), **Institut supérieur du pétrole** - Sumbe (Angola), **Azalay Hotel Abidjan** - Abidjan (Côte-d'Ivoire), **Musée du Louvre** - Paris (France), **Siège de la Banque du Mozambique** (Banco de Moçambique) - Maputo (Mozambique), **Théâtre Carré** - Amsterdam (Pays-Bas), **London Olympics Training Pool** - Londres (Angleterre), **Maastorem** - Rotterdam (Pays-Bas), **Airbus** - Toulouse (France), **Al Saraya Residential Tower** - Abu Dhabi (Émirats Arabes Unis), **Boulevard Haussmann** - Paris (France), **Hôtel Villa Magna** - Madrid (Espagne), **Marriot Residence Courtyard Hotel** - Aberdeen (Écosse), **Mar Shopping Algarve** - Loulé (Portugal), **Palais Monserate** - Sintra (Portugal), **Hostel Alfama** - Lisbonne (Portugal), **Gare de São Bento** - Porto (Portugal).

UNSER MARKT IST DIE WELT

Unternehmen mit Zukunft sind solche, die keine Grenzen haben. Recer ist ein so ein Unternehmen. Wir sind beständig auf den großen internationalen Messen, Showrooms und logistischen Stützpunkten, vertreten und exportieren heute in alle Erdteile, wobei etwa 60 Länder mehr als 60% unseres Umsatzes ausmachen. Unsere Lösungen finden sich über die ganze Welt verstreut. Hier sind lediglich einige Beispiele:

Les Jardins de la Pâla - Bulle (Schweiz), **Ministry of Defence Officebuilding** - Tallinn (Estland), **Einkaufszentrum Viva Envigado** - Medellín (Kolumbien), **Instituto Superior do Petróleo** - Sumbe (Angola), **Azalay Hotel Abidjan** - Abidjan (Elfenbeinküste), **Louvre Museum** - Paris (Frankreich), **Sitz der Zentralbank von Mosambik** - Maputo (Mosambik), **Theater Carré** - Amsterdam (Holland), **London Olympics Training Pool** - London (England), **Maastorem** - Rotterdam (Holland), **Airbus** - Toulouse (Frankreich), **Al Saraya Residential Tower** - Abu Dhabi (Vereinigte Arabische Emirate), **Boulevard Haussman** - Paris (Frankreich), **Hotel Vila Magna** - Madrid (Spanien), **Marriot Residence Courtyard Hotel** - Aberdeen (Schottland), **Mar Shopping Algarve** - Loulé (Portugal), **Palácio Monserate** - Sintra (Portugal), **Hostel Alfama** - Lissabon (Portugal), **Bahnhof São Bento** - Porto (Portugal).



Mere Boulevard 8

Localização
Tallin - Estónia

Projeto
Interior architect Reet Helisabeth Karm and Lilia Kristiansion

IDEIAS ORIGINAIS, PROJETOS ESPECIAIS

Na Recer não há impossíveis. Com o “Serviço de projetos especiais” direcionado para arquitetos e grandes obras, sempre que existe um sonho, uma visão, uma ideia, fazemos tudo para a tornar realidade. Damos-lhe forma com as soluções cerâmicas tecnicamente mais avançadas. Damos-lhe alma com as peças esteticamente mais exclusivas.

É desta simbiose perfeita que a obra nasce.



Hospital da Horta - Açores

ORIGINAL IDEAS, SPECIAL PROJECTS

At Recer, the word impossible doesn't exist. With the 'Special projects service', aimed at architects and major works, whenever there is a dream, a vision, an idea, we do our utmost to make it a reality. We give it a shape with the technically most advance ceramic solutions. We give it a soul with the most exclusive aesthetic pieces. From this perfect symbiosis, the work is born.

It's from this perfect symbiosis that the work is born.

IDÉES ORIGINALES, PROJETS SPÉCIAUX

Chez Recer, rien n'est impossible. Grâce au « service de projets spéciaux » destiné aux architectes et aux grands ouvrages, chaque fois qu'il existe un rêve, une vision, une idée, nous faisons tout pour l'aider à devenir réalité. Nous lui donnons forme avec les solutions céramiques les plus avancées techniquement. Nous lui donnons une âme avec les pièces les plus exclusives du point de vue esthétique. C'est de cette symbiose parfaite que l'œuvre naît.

C'est de cette symbiose parfaite que l'œuvre naît.

ORIGINELLE IDEEN, SPEZIELLE PROJEKTE.

Bei Recer ist nichts unmöglich. Mit dem „Service für spezielle Projekte“, der für Architekten und Großprojekte konzipiert ist, setzen wir alles daran, jeden Traum, jede Vision oder Idee Wirklichkeit werden zu lassen. Wir verleihen ihnen Gestalt dank der technisch fortgeschrittensten Keramiklösungen. Und wir geben ihnen eine Seele dank der ästhetisch exklusivsten Teile.

Aus dieser perfekten Symbiose erwächst das Werk.



Rua do Azulejo - Ovar

É SEMPRE POSSÍVEL FAZER MELHOR

É este o espírito que está na base da nossa atividade. Por isso estabelecemos parcerias com vários centros de desenvolvimento e pesquisa nacionais e estrangeiros. Objetivo: desenvolver novas tecnologias e designs, modernizar os processos industriais, criar novas gerações de produtos tecnicamente mais avançados, esteticamente mais apelativos, ambientalmente mais sustentáveis.

Novos produtos mais evoluídos.



IT'S ALWAYS POSSIBLE TO DO BETTER

This is the spirit that underlies our activity. That's why we've established partnerships with several national and foreign research and development centers. Objective: to develop new technologies and designs, modernize industrial processes, create technically more advanced products, aesthetically more appealing and more environmentally sustainable new generations.

New more evolved products.

IL EST TOUJOURS POSSIBLE DE FAIRE MIEUX


C'est cet état d'esprit qui est à la base de notre activité. Nous avons donc établi des partenariats avec plusieurs centres de recherche et développement nationaux et étrangers. Objectif: développer de nouvelles technologies et designs, moderniser les processus industriels, créer de nouvelles générations de produits plus avancés du point de vue technique, plus attractifs du point de vue esthétique et plus durables du point de vue environnemental.

Nouveaux produits plus évolués.

BESSER MACHEN IST STETS MÖGLICH

Das ist der Geist, der die Grundlage unserer Aktivität bildet. Daher haben wir Partnerschaften mit verschiedenen Forschungs- und Entwicklungszentren im In- und Ausland geschlossen. Das Ziel: neue Technologien und Designs entwickeln, Herstellungsprozesse modernisieren sowie neue Produktgenerationen hervorbringen, die technisch fortgeschrittener, ästhetisch ansprechender und ökologisch nachhaltiger sind.

Neue fortgeschrittenere Produkte.



ÍNDICE geral

General Index
Indice Général
Allgemeine Verzeichnis

RECER

2
-
19

18 **Simbologia** | Symbology | Symbologie | Symbologie

BLEND IT



20	22	Absolute
-	28	Composit
129	34	Lucent
	42	Ethimo
	50	Mythical Stone Carrara
	51	Mythical Stone Pulpis
	52	Mythical Stone Marfil
	54	Infinity
	62	Sphata
	70	Way
	80	Everlane
	88	Trace
	98	Metal Track
	108	Tea Rose
	112	Roubion
	114	St. Moritz Brancos
	116	Coral
	120	Retro Chic
	124	Pergamon
	126	Shell

PORCELÂNICOS

porcelain tiles | grès cérame | feinsteinzeug



130	132	Epicus
-	136	Carbon
241	150	Mystic
	154	Live
	162	Quartz Wood
	168	Mood
	176	Cotto
	180	Story
	184	Born Stone
	190	Evolve
	194	Impetus
	198	Lava
	202	Pukka
	206	Purple Stone
	210	Wild Rock
	214	Lithos
	218	Arizona
	222	Time
	230	Vision
	232	Naprec 45x45
	236	Magma
	240	M10x10

SIB



242	244	Antiq
-	250	Bohème
305	252	Revival
	254	Twenties
	256	Triplex
	260	Edit
	264	Naprec
	272	True
	276	Twist
	280	Retro Chic
	282	Bli
	284	Porto
	286	Neve
	288	Projectos
	294	Projectos Touch
	298	Projectos Plus
	302	Urban

CARACTERÍSTICAS TÉCNICAS

TECHNICAL CHARACTERISTICS | CARACTÉRISTIQUES TECHNIQUES | TECHNISCHE MERKMALE

306	308	Nota Note Anmerkung
-	310	Porcelânicos Porcelain tiles Grès cérame Feinsteinzeug
330	312	Grés Vidrado Glazed tiles Grès émaillé Glasiertes Steinzeug
	313	Revestimento de Pasta Branca White body wall tiles Faïence en pâte blanche Weißscherbige Wandfliesen
	318	Aplicação, limpeza, manutenção e reciclagem Laying, cleaning maintenance and recycling Pose, nettoyage, entretien et recyclage Verlegung, Reinigung, Wartung und Recycling
	326	Rotulagem Labelling Étiquetage Kennzeichnung
	327	Soluções de Aplicação Suggested Applications Solutions d'application Anwendungslösungen
	330	Formatos Modulares Modular Formats Formats Modulables Modulformate

ÍNDICE alfabético

Alphabetical Index
Indice Alphabétique
Alphabetisches Verzeichnis



A		
22	Absolute	
244	Antiq	
218	Arizona	
B		
282	Bli	
114	Branços	
250	Bohème	
184	Born Stone	
C		
136	Carbon	
28	Composit	
116	Coral	
176	Cotto	
E		
260	Edit	
132	Epicus	
42	Ethimo	
80	Everlane	
190	Evolve	
I		
194	Impetus	
54	Infinity	
L		
198	Lava	
214	Lithos	
154	Live	
34	Lucent	
M		
240	M10x10	
236	Magma	
98	Metal Track	
168	Mood	
150	Mystic	
50	Mythical Stone Carrara	
52	Mythical Stone Marfil	
51	Mythical Stone Pulpis	
N		
264	Naprec	
232	Naprec 45X45	
286	Neve	



P		
124	Pergamon	
284	Porto	
288	Projectos	
298	Projectos Plus	
294	Projectos Touch	
202	Pukka	
206	Purple Stone	
Q		
162	Quartz Wood	
R		
120	Retro Chic	
280	Retro Chic	
252	Revival	
112	Roubion	
S		
126	Shell	
62	Sphata	
114	St. Moritz	
180	Story	
T		
108	Tea Rose	
222	Time	
88	Trace	
256	Triplex	
272	True	
254	Twenties	
276	Twist	
U		
302	Urban	
V		
230	Vision	
W		
70	Way	
210	Wild Rock	

ÍNDICE

formatos

Formats Index

Indice Formats

Formate Verzeichnis

		120x60R 48"x24"R	45x90R 18"x36"R	60x60 24"x24"	60x60R 24"x24"R	120x30R 48"x12"R	30x90 12"x36"
22	Absolute			■	■		
244	Antiq						
218	Arizona						
282	Bli						
250	Bohème						
184	Born Stone		■	■	■		
136	Carbon				■		
28	Composit			■	■		
116	Coral						
176	Cotto						
260	Edit						
132	Epicus				■		
42	Ethimo			■	■		
80	Everlane			■	■		
190	Evolve						
194	Impetus						
54	Infinity			■	■		
198	Lava	■		■	■		
214	Lithos						
154	Live					■	
34	Lucent	■		■	■		
240	M10x10						
236	Magma	■			■		
98	Metal Track		■	■	■		
168	Mood		■				
150	Mystic				■		
50	Mythical Stone Carrara						
52	Mythical Stone Marfil						
51	Mythical Stone Pulpis						
264	Naprec						
232	Naprec 45x45						
286	Neve						
124	Pergamon						
284	Porto						
288	Projectos						
298	Projectos Plus						
294	Projectos Touch						
202	Pukka		■				
206	Purple Stone						
162	Quartz Wood	■		■	■		
120	Retro Chic						
280	Retro Chic						
252	Revival						
112	Roubion						
126	Shell						
62	Sphata		■	■	■		
114	St. Moritz Brancos						■
180	Story			■	■		
108	Tea Rose						
222	Time	■		■	■		
88	Trace			■	■		
256	Triplex						
272	True						
254	Twenties						
276	Twist						
302	Urban						
230	Vision						
70	Way	■		■	■		
210	Wild Rock						

**PAVIMENTO**

Produto recomendado para aplicação em pavimento, que também pode ser utilizado em revestimento de paredes.

FLOORING

Product recommended for floor application, that can also be used in walls.

REVÊTEMENT DE SOL

Produit recommandé pour l'application au sol, mais qui peut aussi être utilisé en revêtement mural.

BODENBELAG

Für die Bodenverlegung empfohlenes Produkt, das auch für Wandverkleidungen verwendet werden kann.

**REVESTIMENTO**

Produto recomendado exclusivamente para aplicação em revestimento de paredes.

CLADDING

Product recommended solely for wall application.

REVÊTEMENT MURAL

Produit recommandé pour l'application exclusivement murale.

WANDVERKLEIDUNG

Ausschließlich für die Wandverlegung empfohlenes Produkt.

**RETIFICADO**

Produto cujas arestas foram submetidas a um processo de retificação.

RECTIFIED


Product whose edges were subjected to a rectification process.

RECTIFIÉ

Produit dont les bords ont été soumis à un processus de rectification.

REKTIFIZIERT

Produkt, dessen Ränder abgeschliffen wurden.

**PORCELÂNICO**

Produto prensado a seco, de elevada resistência mecânica e com um nível de absorção de água $\leq 0,5\%$.

PORCELAIN

Dry-pressed product with high mechanical strength and water absorption of $\leq 0.5\%$.

GRÈS CÉRAME

Produit pressé à sec, à haute résistance mécanique et avec un niveau d'absorption d'eau $\leq 0,5\%$.

FEINSTEINZEUG

Trockengepresstes Produkt mit hoher mechanischer Belastungsfähigkeit und einem Wasseraufnahmegrad von $\leq 0,5\%$.

**RESISTÊNCIA AO ESCORREGAMENTO**

Produto com características anti-escorregamento, classificado segundo as normas DIN 51130, DIN 51097, ENV 12633 e BS 7976.

SLIP RESISTANCE


Product with anti-slip properties classified according to: DIN 51130, DIN 51097, ENV 12633 and BS 7976.


NORMES DE GLISSANCE

Produit avec des caractéristiques anti-dérapage, classé selon les normes DIN 51130, DIN 51097, ENV 12633 et BS 7976.

RUTSCHFESTIGKEIT

Produkt mit rutschfesten Eigenschaften, klassifiziert nach den Normen DIN 51130, DIN 51097, ENV 12633 und BS 7976.

**RESISTÊNCIA À ABRASÃO SUPERFICIAL****RESISTANCE TO SUPERFICIAL ABRASSION****RÉSISTANCE À L' ABRASION SUPERFICIELLE****WIDERSTAND GEGEN OBERFLÄCHENVERSCHLEISS****JUNTA MÍNIMA DE 3mm NÃO RETIFICADOS****AT LEAST A 3mm JOINT IN CASE OF UNRECTIFIED TILES****JOINT MINIMUM DE 3mm NON RECTIFIÉS****MINIMALE FUGENBREITE VON 3mm – NICHT REKTIFIZIERT****JUNTA MÍNIMA DE 2mm RETIFICADOS****AT LEAST A 2mm JOINT IN CASE OF RECTIFIED TILES****JOINT MINIMUM DE 2mm RECTIFIÉS****MINIMALE FUGENBREITE VON 2mm – REKTIFIZIERT**

**ASPETO UNIFORME**

As diferenças entre peças duma mesma produção são mínimas.

UNIFORM APPEARANCE


Any differences between pieces from the same production run are minimal.

ASPECT UNIFORME

Les différences entre les pièces d'une même production sont minimes.

EINHEITLICHES AUSSEHEN

Die Unterschiede zwischen Teilen derselben Produktion sind minimal.

**LIGEIRA VARIAÇÃO**

Diferenças claramente distinguíveis em textura e/ou desenho, dentro de cores similares.

SLIGHT VARIATION


Clearly distinguishable differences in texture and/or pattern, between similar colours.

LÉGÈRE VARIATION

Différences clairement perceptibles en termes de texture et/ou design, dans le cadre de couleurs similaires.

LEICHTE VARIATION

Deutlich sichtbare Unterschiede in Textur und/oder Zeichnung innerhalb gleicher Farben.

**VARIAÇÃO MODERADA**

As cores presentes numa peça são indicativas das cores que as demais peças apresentam, ainda que a intensidade de cada uma possa variar significativamente de uma peça para a outra.

MODERATE VARIATION


The colours in one piece are indicative of the colours featured in other pieces, though the intensity of each may vary significantly from one piece to another.

VARIATION MODÉRÉE

Les couleurs présentes sur une pièce sont représentatives des couleurs présentes sur les autres pièces, même si l'intensité de chacune peut varier significativement d'une pièce à l'autre.

MÄSSIGE VARIATION

Die Farben eines Teils entsprechen den Farben der übrigen Teile, wenn auch die Intensität der einzelnen Farben von einem Teil zum anderen deutlich voneinander abweichen kann.

**VARIAÇÃO INTENSA**

Diferenças aleatórias de cor de peça para peça, de forma que as mesmas podem ter cores e/ou texturas completamente diferentes entre si.

STRONG VARIATION

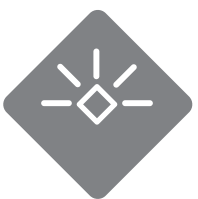
Random colour differences between pieces, to a level that the colours and/or textures may be completely different between each other.

VARIATION IMPORTANTE

Différences aléatoires de couleur d'une pièce par rapport à l'autre, les pièces pouvant avoir des couleurs et/ou textures complètement différentes entre elles.

STARKE VARIATION

Zufällige Farbunterschiede zwischen den einzelnen Teilen, so dass deren Farben und/oder Texturen stark voneinander abweichen können.

**SEMI-BRILHO**

Brilho moderado, de intensidade variável por produto/série.

SEMI-GLOSSY


Moderate gloss, intensity varies according to product/series.

SEMI-BRILLANT

Brillance modérée, dont l'intensité varie en fonction du produit ou de la série.

HALBGLÄNZEND

Mäßiger Glanz, dessen Intensität je nach Produkt/Serie variieren kann.

**BRILHO**

Produto com brilho.

GLOSSY


Product with gloss.

BRILLANT

Produit brillant.

GLANZ

Produkt mit glänzender Oberfläche.

**REDE**

Produto colado sobre rede.

MESH

Product glued on mesh.

TRAME

Produit collé sur une maille.

NETZ

Produkt wird auf Netz geklebt.

**UNIDADE**

Produto comercializado à unidade.

UNIT

Product commercialized by the unit.

UNITÉ

Produit commercialisé à l'unité.

STÜCK

Produkt wird stückweise angeboten.



A fusão perfeita entre as paredes e o chão de cada espaço. É isto que as séries que aqui lhe apresentamos garantem, uma vez que oferecem soluções coordenadas de revestimento e porcelânico ou algumas sugestões de conjugação. O resultado: pura harmonia.

Seamless transitions between the walls and floors of each space. This is the guarantee offered by our Blend It ranges, providing coordinating cladding and porcelain solutions and ideas for how to combine them. The result: perfect harmony.

La fusion parfaite entre les murs et le sol de chaque espace. C'est cette fusion que les séries que nous vous présentons ici garantissent, car elles offrent des solutions coordonnées de revêtement et grès cérame ou quelques suggestions de combinaison. Le résultat: une pure harmonie.

Die perfekte Verschmelzung von Raumwand und -boden. Genau das garantieren die hier von uns vorgestellten Serien, denn wir bieten koordinierte Lösungen von Wandverkleidung und Feinsteinzeug mit einigen Kombinationsvorschlägen. Das Ergebnis: pure Harmonie.



RECECER
WALL
TILES
PORCELAIN
TILES
FAÏENCE
CRÈS
CÉRAME
WANDFLIESEN
FEINSTEINZEUG

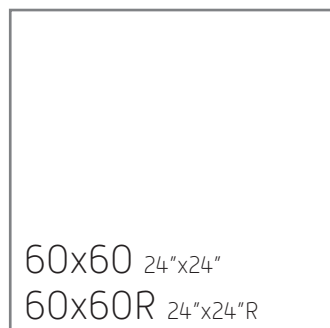




3 Formatos Sizes Formats Formate

Porcelânico

Porcelain tiles
Grès cérame
Feinsteinzeug



Complementos

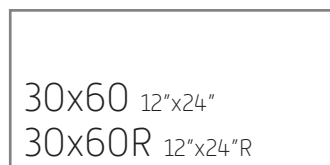
Decorative pieces
Pièces décoratives
Formteilen



8x60/8x60R
3¹/₅"x24" / 3¹/₅"x24"R

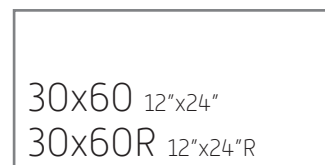
Revestimento de pasta branca

White body wall tiles
Revêtement en pâte blanche
Weisssscherbige Wandfliesen



Complementos

Decorative pieces
Pièces décoratives
Formteilen



2 Cores Colours Couleurs Farben



Para aproximar este produto ao natural e definir um conceito estético equilibrado, produzem-se peças diferentes entre si em tonalidade e desenho.
In order to obtain a natural effect and balanced aesthetic concept, pieces are produced differently from each other with shade and design variation.
Pour rapprocher ce produit de l'aspect naturel et définir un concept esthétique équilibré, des pièces différentes entre elles en termes de tonalité et de design sont produites.
Um dieses Produkt so natürlich wie möglich und im Sinne einer ausgewogenen Ästhetik zu gestalten, werden die einzelnen Stücke in unterschiedlichen Farbtönungen und Mustern hergestellt.




**Absolute White**

60x60	M130
60x60R	M214



60x60R Polished	M218
-----------------	------

**Absolute Beige**

60x60	M130
60x60R	M214



60x60R Polished	M218
-----------------	------

**Rodapé**

Skirting
Plinthe
Sockelleiste

**Rodapé Absolute⁽¹⁾**

8x60	U409
8x60R	U411
8x60R Polished	U414



(1) Disponível em todas as cores | Available in all colours | Disponible sur toutes les couleurs | In allen Farben verfügbar

Tabela de embalagem e paletização | Porcelânico

Packing list | Porcelain tiles

Emballage et palettisation | Grès cérame

Verpackung und Palettierung | Feinsteinzeug

FORMATO (cm) Size Format	ESPESSURA (mm) Thickness Épaisseur Dicke	CAIXA Box Boîte Karton			Paleta Pallet Palette			DIMENSÕES Dimensions Dimension Abmessungen
		PEÇAS Pieces Pièces Teile	M ² Aprox. Sqm Approx. M ² Approx. ca. M ²	Kg	CAIXAS Boxes Boîtes Kartons	M ² Aprox. Sqm Approx. M ² Approx. ca. M ²	Kg	
60x60	9.5	3	1.10	23.13	40	44.00	950	1200x800x755
60x60R	9.5	3	1.07	22.67	44	47.08	1020	1200x800x745
8x60*	9.5	11	6.60	11.20	96	633.60	1097	1120x950x810
8x60R*	9.5	11	6.60	10.84	96	633.60	1056	1120x950x810

*Rodapé/Skirting/Plinthe/Sockelleisten

*Metros lineares/Linear meters/Mètres linéaires/Laufende Meter





Absolute White
30x90R M217




Absolute Decor White
30x90R M220




Absolute White

30x60 Matt	M114
30x60R Matt	M207
30x60	M114
30x60R	M207



Absolute Decor White


30x60 Matt	M123
30x60R Matt	M210
30x60	M123
30x60R	M210



Absolute Beige
30x90R M217



Absolute Decor Beige
30x90R M220



Absolute Beige

30x60 Matt	M114
30x60R Matt	M207
30x60	M114
30x60R	M207



Absolute Decor Beige

30x60 Matt	M123
30x60R Matt	M210
30x60	M123
30x60R	M210



Tabela de embalagem e paletização | Revestimento de Pasta Branca

Packing list | White body wall tiles

Emballage et palettisation | Faïence en pâte blanche

Verpackung und Palettierung | Weißscherbige

Wandfliesen

Formato (cm) Size Format	Espessura (mm) Thickness Épaisseur Dicke	Caixa Box Boîte Karton			Paleta Pallet Palette			Dimensões Dimensions Dimension Abmessungen
		Peças Pieces Pièces Teile	M ² Aprox. Sqm Approx. M ² Approx. ca. M ²	Kg	Caixas Boxes Boîtes Kartons	M ² Aprox. Sqm Approx. M ² Approx. ca. M ²	Kg	
30x90R	12	3	0.80	14.89	38	30.40	620	1200x800x760
30x60	9.5	6	1.13	19.15	40	45.20	793	1200x800x755
30x60R	9.5	6	1.07	17.50	40	42.80	720	1200x800x745

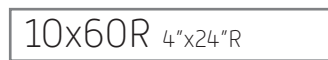
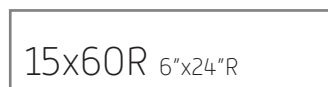
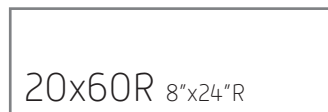
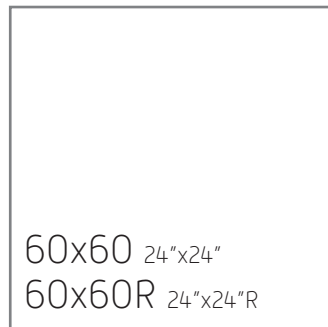
COMPOSIT



5 Formatos Sizes Formats Formate

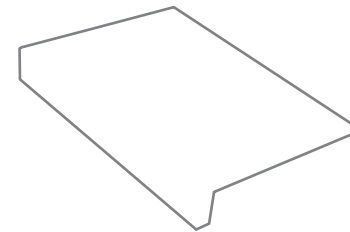
Porcelânico

Porcelain tiles
Grès cérame
Feinsteinzeug



Complementos

Special pieces
Pièces spéciales
Formteile





30x60 12"x24"
30x60R 12"x24"R



8x60/8x60R
3¹/₅"x24" / 3¹/₅"x214"R

Revestimento de pasta branca


White body wall tiles
Faïence en pâte blanche
Weißscherbige Wandfliesen



Complementos

Special pieces
Pièces spéciales
Formteile

4 Cores Colours Couleurs Farben





Para aproximar este produto ao natural e definir um conceito estético equilibrado, produzem-se peças diferentes entre si em tonalidade e desenho.

In order to obtain a natural effect and balanced aesthetic concept, pieces are produced differently from each other with shade and design variation.



Pour rapprocher ce produit de l'aspect naturel et définir un concept esthétique équilibré, des pièces différentes entre elles en termes de tonalité et de design sont produites.

Um dieses Produkt so natürlich wie möglich und im Sinne einer ausgewogenen Ästhetik zu gestalten, werden die einzelnen Stücke in unterschiedlichen Farbtönungen und Mustern hergestellt.






Composit White
 60x60 M211 
 60x60R M216
 60x60R Polished M224 



Composit Grey
 60x60 M211 
 60x60R M216
 60x60R Polished M224 



Composit Beige
 60x60 M211 
 60x60R M216
 60x60R Polished M224 



Composit White
 20x60R M220



Composit Grey
 20x60R M220



Composit Beige
 20x60R M220



Composit White
 15x60R M221



Composit Grey
 15x60R M221



Composit Beige
 15x60R M221



Composit White
 10x60R M223




Composit Grey
 10x60R M223



Composit Beige
 10x60R M223




Mosaic Composit White
 (4,5x4,5)
 30x30 M311



Mosaic Composit Grey
 (4,5x4,5)
 30x30 M311




Mosaic Composit Beige
 (4,5x4,5)
 30x30 M311



Composit Dark Beige

60x60 M211
60x60R M216

60x60R Polished M224



Composit Dark Beige

20x60R M220



Composit Dark Beige

15x60R M221



Mosaic Composit

Dark Beige (4,5x4,5)

30x30 M311



Composit Dark Beige

10x60R M223

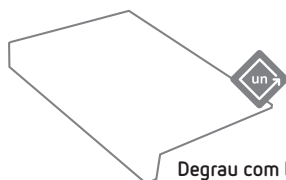


Degrau e rodapé

Step and skirting

Nez de marche et plinthe

Stufe und Sockelleiste

Degrau com bordo Composit⁽¹⁾30x60 U517
30x60R U518Rodapé Composit⁽¹⁾8x60 U409
8x60R U411
8x60R Polished U414

(1) Disponível em todas as cores | Available in all colours | Disponible sur toutes les couleurs | In allen Farben verfügbar

Tabela de embalagem e paletização | Porcelânico

Packing list | Porcelain tiles

Emballage et palettisation | Grès cérame

Verpackung und Palettierung | Feinsteinzeug

Formato (cm) Size Format	Espessura (mm) Thickness Épaisseur Dicke	Caixa Box Boîte Karton			Paleta Pallet Palette Palette			Dimensões Dimensions Dimension Abmessungen
		Peças Pieces Pièces Teile	M ² Aprox. Sqm Approx. M ² Approx. ca. M ²	Kg	Caixas Boxes Boîtes Kartons	M ² Aprox. Sqm Approx. M ² Approx. ca. M ²	Kg	
60x60	9.5	3	1.10	23.13	40	44.00	950	1200x800x755
60x60R	9.5	3	1.07	22.67	44	47.08	1020	1200x800x745
20x60R	9.5	11	1.30	27.65	48	62.40	1360	1200x800x910
15x60R	9.5	11	0.97	20.25	60	58.20	1235	1200x800x910
10x60R	9.5	20	1.17	25.00	48	56.16	1235	1200x800x910
30x30 Mosaic	9.5	11	1.00	19.24	30	30.00	595	1200x800x680
8x60*	9.5	11	6.60	11.20	96	633.60	1097	1120x950x810
8x60R*	9.5	11	6.60	10.84	96	633.60	1056	1120x950x810

*Rodapé / Skirting / Plinthe / Sockelleiste

Metros lineares / Linear meters / Mètres linéaires / Laufende Meter



Composit Dark Beige
30x90R M214



Composit Beige
30x90R M214



Composit Slim Dark Beige
30x90R U512



Composit Slim Beige
30x90R U512




Composit Wavy Dark Beige
30x90R U512




Composit Wavy Beige
30x90R U512



A imagem acima reflete a diversidade de gráficas do revestimento Composit não podendo ser disponibilizadas separadamente.
 The picture above shows the variety of patterns of the Composit wall tiles, though they are not available separately.
 L'image ci-dessus reflète la diversité des aspects visuels du revêtement Composit, ne pouvant pas être fournis séparément.
 Das Bild oben gibt die vielfältigen Erscheinungsbilder der Composit Wandfliesen wieder, die jeweils separat nicht erhältlich sind.



Composit Grey
30x90R M214



Composit White
30x90R M214




Composit Slim Grey
30x90R U512



Composit Slim White
30x90R U512



Composit Wavy Grey
30x90R U512



Composit Wavy White
30x90R U512



Composit Grey 30x90R | Composit Grey 60x60R

Tabela de embalagem e paletização | Revestimento de Pasta Branca

Packing list | White body wall tiles

Emballage et palettisation | Faïence en pâte blanche

Verpackung und Palettierung | Weißscherbige Wandfliesen

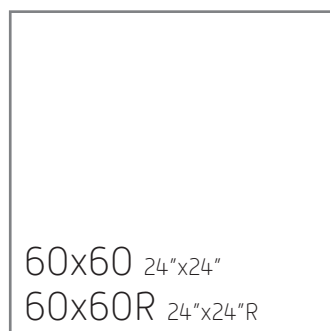

Formato (cm) Size Format	Espessura (mm) Thickness Épaisseur Dicke	Caixa Box Boîte Karton			Paleta Pallet Pallette Palette			Dimensões Dimensions Dimension Abmessungen
		Peças Pieces Pièces Teile	M² Aprox. Sqm Approx. M² Approx. ca. M²	Kg	Caixas Boxes Boîtes Kartons	M² Aprox. Sqm Approx. M² Approx. ca. M²	Kg	
30x90R	12	3	0.80	14.89	38	30.40	620	1200x800x760



4 Formatos Sizes Formats Formate

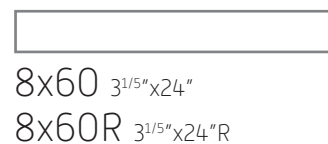
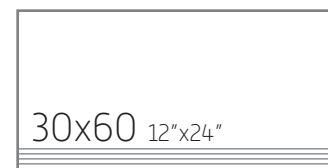
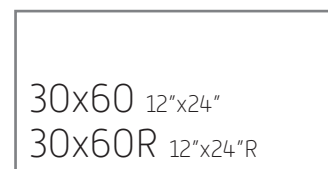
Porcelânico

Porcelain tiles
Grès cérame
Feinsteinzeug




Complementos

Special pieces
Pièces spéciales
Formteile



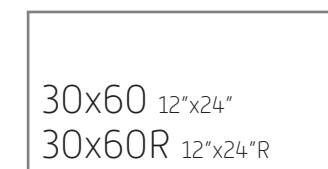

Revestimento de pasta branca

White body wall tiles
Faïence en pâte blanche
Weißscherbige Wandfliesen





Complementos

Decorative pieces
Pièces décoratives
Formteilen



4 Cores Colours Couleurs Farben



As cores apresentadas representam a amplitude cromática da série Lucent. Confirme, nas páginas seguintes, as cores existentes por formato / tipologia de produto.

The colours shown indicate the span of the Lucent series. Confirm the colours available per size/product type on the pages that follow.

Les couleurs présentées représentent l'amplitude chromatique de la série Lucent. Confirmez dans les pages suivantes les couleurs existantes par format/typologie de produit.

Die dargestellten Farben zeigen das Farbenspektrum der Serie Lucent. Bestätigen Sie bitte auf den nächsten Seiten die vorhandenen Farben je nach Format/Produkttypen.

Para aproximar este produto ao natural e definir um conceito estético equilibrado, produzem-se peças diferentes entre si em tonalidade e desenho.

In order to obtain a natural effect and balanced aesthetic concept, pieces are produced differently from each other with shade and design variation.

Pour rapprocher ce produit de l'aspect naturel et définir un concept esthétique équilibré, des pièces différentes entre elles en termes de tonalité et de design sont produites.

Um dieses Produkt so natürlich wie möglich und im Sinne einer ausgewogenen Ästhetik zu gestalten, werden die einzelnen Stücke in unterschiedlichen Farbtonungen und Mustern hergestellt.



R9
A+B
Classe 1
Wet ≥ 21
Dry ≥ 45



Lucent Plain Dark Grey
120x60R M221




Lucent Dark Grey
60x60 M127
60x60R M211



Mosaic Lucent Dark Grey
30x30 M319



Lucent Dark Grey
30x60 M118
30x60R M208



Lucent Vif Dark Grey
30x60 M123



R9
A+B
Classe 1
Wet ≥ 21
Dry ≥ 45



Lucent Plain Dark Beige
120x60R M221



Lucent Dark Beige
60x60 M127
60x60R M211



Mosaic Lucent Dark Beige
30x30 M319



Lucent Dark Beige
30x60 M118
30x60R M208



Lucent Vif Dark Beige
30x60 M123



R9
A+B
Classe 1
Wet ≥ 21
Dry ≥ 45



Lucent Pearl
60x60 M127
60x60R M211



Lucent Light Grey
60x60 M127
60x60R M211



Lucent Pearl
30x60 M118
30x60R M208



Lucent Light Grey
30x60 M118
30x60R M208




Lucent Vif Pearl
30x60 M123



Lucent Vif Light Grey
30x60 M123



Mosaic Lucent Pearl
30x30 M319



Mosaic Lucent Light Grey
30x30 M319



R9
A+B
Classe 1
Wet ≥ 21
Dry ≥ 45




Lucent Plain Dark Beige 120x60R

Degrau e rodapé

Step and skirting

Nez de marche et plinthe

Stufe und Sockelleiste



Degrau Lucent⁽¹⁾
30x60 U424



Rodapé Lucent⁽¹⁾
8x60 U409
8x60R U411

(1) Disponível em todas as cores | Available in all colours | Disponible sur toutes les couleurs | In allen Farben verfügbar

Tabela de embalagem e paletização | Porcelânico

Packing list | Porcelain tiles

Emballage et palettisation | Grès cérame

Verpackung und Palettierung | Feinsteinzeug

Formato (cm) Size Format	Espessura (mm) Thickness Épaisseur Dicke	Caixa Box Boîte Karton			Paleta Pallet Palette Palette			Dimensões Dimensions Dimension Abmessungen
		Peças Pieces Pièces Teile	M ² Aprox. Sqm Approx. M ² Approx. ca. M ²	Kg	Caixas Boxes Boîtes Kartons	M ² Aprox. Sqm Approx. M ² Approx. ca. M ²	Kg	
120x60R	11	1	0.72	19.00	50	36.00	941	1305x855x750
60x60	9.5	3	1.10	23.13	40	44.00	950	1200x800x755
60x60R	9.5	3	1.07	22.67	44	47.08	1020	1200x800x745
30x60	7.8	8	1.47	24.84	40	58.80	1013	1200x800x755
30x60R	7.8	8	1.43	23.93	40	57.20	975	1200x800x745
30x30 Mosaic	7.8	11	1.00	15.98	30	30.00	499	1200x800x640
8x60*	7.8	13	7.80	10.60	96	748.80	1018	1120x950x810
8x60R*	7.8	13	7.80	10.20	96	748.80	994	1120x950x810

*Rodapé / Skirting / Plinthe / Sockelleiste

Metros lineares / Linear meters / Mètres linéaires / Laufende Meter



Lucent Pearl
30x90R M212



Lucent Decor Pearl
30x90R M216



Lucent Pearl Rev
30x60 M116
30x60R M207




Lucent Decor Pearl Rev
30x60 M121
30x60R M210



Lucent Pearl 30x90R | Lucent Decor Pearl 30x90R | Lucent Dark Beige 60x60R



Lucent Light Grey
30x90R M212



Lucent Decor Light Grey
30x90R M216



Lucent Light Grey Rev
30x60 M116
30x60R M207



Lucent Decor Light Grey Rev
30x60 M121
30x60R M210



Lucent Dark Grey
30x90R M212



Lucent Decor Dark Grey
30x90R M216



Lucent Dark Grey Rev.
30x60 M116
30x60R M207



Lucent Decor Dark Grey Rev.
30x60 M121
30x60R M210

Tabela de embalagem e paletização | Revestimento de pasta branca


Packing list | White body wall tiles

Emballage et palettisation | Faïence en pâte blanche

Verpackung und Palettierung | Weißscherbige

Wandfliesen

Formato (cm) Size Format	Espessura (mm) Thickness Épaisseur Dicke	CAIXA Box Boîte Karton			Paleta Pallet Palette Palette			Dimensões Dimensions Dimension Abmessungen
		Peças Pieces Pièces Teile	M ² Aprox. Sqm Approx. M ² Approx. ca. M ²	Kg	Caixas Boxes Boîtes Kartons	M ² Aprox. Sqm Approx. M ² Approx. ca. M ²	Kg	
30x90R	12	3	0.80	14.89	38	30.40	620	1200x800x760
30x60	9.5	6	1.13	19.15	40	45.20	793	1200x800x755
30x60R	9.5	6	1.07	17.50	40	42.80	720	1200x800x745



4 Formatos Sizes Formats Formate


Porcelânico

Porcelain tiles
Grès cérame
Feinsteinzeug



Complementos

Special pieces
Pièces spéciales
Formteile



8x60/8x60R $3\frac{1}{5}'' \times 24'' / 3\frac{1}{5}'' \times 24''$ R
8x45 $3\frac{1}{5}'' \times 18''$

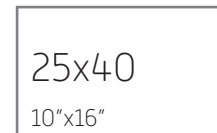
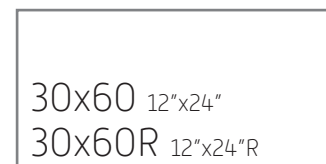
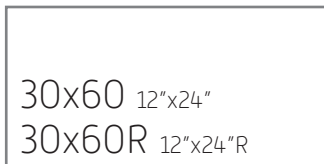
Revestimento de pasta branca

White body wall tiles
Faïence en pâte blanche
Weißscherbige Wandfliesen



Complementos

Special pieces
Pièces spéciales
Formteile



3 Cores Colours Couleurs Farben





R10
Classe 1
Wet ≥ 31
Dry ≥ 62



Ethimo White
60x60 M126
60x60R M212



Ethimo White
30x60 M116



Ethimo White
45x45 M114



Ethimo Egy Plus White
45x45 M119



R13 | Classe 3
Wet ≥ 75 Dry ≥ 83



Ethimo Beige
60x60 M126
60x60R M212



Ethimo Beige
30x60 M116



Ethimo Beige
45x45 M114



Ethimo Egy Plus Beige
45x45 M119




R13 | Classe 3
Wet ≥ 75 Dry ≥ 83



R10
Classe 1
Wet ≥ 31
Dry ≥ 62



Ethimo Grey
60x60 M126
60x60R M212



Ethimo Grey
30x60 M116



Ethimo Grey
45x45 M114



Ethimo Egy Plus Grey
45x45 M119  R13 | Classe 3
Wet ≥ 75 Dry ≥ 83

Rodapé

Skirting
Plinthe
Sockelleiste



Rodapé Ethimo⁽¹⁾
8x60 U409
8x60R U411
8x45 U406

(1) Disponível em todas as cores | Available in all colours | Disponible sur toutes les couleurs | In allen Farben verfügbar

Tabela de embalagem e paletização | Porcelânico

Packing list | Porcelain tiles

Emballage et palettisation | Grès cérame

Verpackung und Palettierung | Feinsteinzeug

Formato (cm) Size Format	Espessura (mm) Thickness Épaisseur Dicke	Caixa Box Boîte Karton			Paleta Pallet Palette Palette			Dimensões Dimensions Dimension Abmessungen
		Peças Pieces Pièces Teile	M ² Aprox. Sqm Approx. M ² Approx. ca. M ²	Kg	Caixas Boxes Boîtes Kartons	M ² Aprox. Sqm Approx. M ² Approx. ca. M ²	Kg	
60x60	9.5	3	1.10	23.13	40	44.00	950	1200x800x755
60x60R	9.5	3	1.07	22.67	44	47.08	1020	1200x800x745
45x45	8	6	1.24	21.38	66	81.84	1428	1200x800x1050
30x60	7.8	8	1.47	24.84	40	58.80	1013	1200x800x755
8x60*	7.8	13	7.80	10.20	96	748.80	1018	1120x950x810
8x60*	9.5	11	6.60	11.20	96	633.60	1097	1120x950x810
8x60R*	9.5	11	6.60	10.84	96	633.60	1056	1120x950x810
8x45*	8	32	14.40	19.42	56	806.40	1087	1120x950x810

*Rodapé / Skirting / Plinthe / Sockelleiste

Metros lineares / Linear meters / Mètres linéaires / Laufende Meter





Ethimo White Rev
30x60 M114
30x60R M207




Ethimo Beige Rev
30x60 M114
30x60R M207



Ethimo Grey Rev
30x60 M114
30x60R M207




Ethimo Line White Rev
30x60 M121
30x60R M209



Ethimo Line Beige Rev
30x60 M121
30x60R M209



Ethimo Line Grey Rev
30x60 M121
30x60R M209



Ethimo White
25x40 M110



Ethimo Beige
25x40 M110



Ethimo Grey
25x40 M110



Ethimo Line White
25x40 M112



Ethimo Line Beige
25x40 M112



Ethimo Line Grey
25x40 M112

Tabela de embalagem e paletização | Revestimento de pasta branca

Packing list | White body wall tiles

Emballage et palettisation | Faïence en pâte blanche

Verpackung und Palettierung | Weißscherbige Wandfliesen

Formato (cm) Size Format	Espessura (mm) Thickness Épaisseur Dicke	Caixa Box Boîte Karton			Paleta Pallet Palette Palette			
		Peças Pieces Pièces Teile	M ² Aprox. Sqm Approx. M ² Approx. ca. M ²	Kg	Caixas Boxes Boîtes Kartons	M ² Aprox. Sqm Approx. M ² Approx. ca. M ²	Kg	Dimensões Dimensions Dimension Abmessungen
30x60	9.5	6	1.13	19.15	40	45.20	793	1200x800x755
30x60R	9.5	6	1.07	17.50	40	42.80	720	1200x800x745
25x40	9	10	1.00	15.75	72	72.00	1159	1200x800x905



3 Formatos Sizes Formats Formate

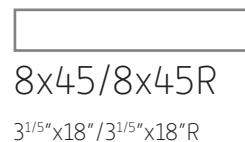

Porcelânico

Porcelain tiles
Grès cérame
Feinsteinzeug



Complementos

Special pieces
Pièces spéciales
Formteile



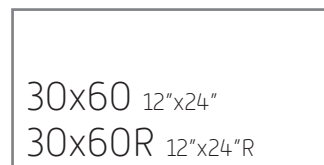
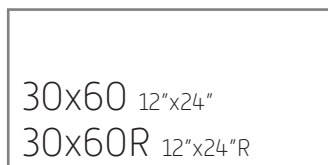

Revestimento de pasta branca

White body wall tiles
Faïence en pâte blanche
Weißscherbige Wandfliesen






Complementos

Special pieces
Pièces spéciales
Formteile



4 Cores Colours Couleurs Farben




Para aproximar este produto ao natural e definir um conceito estético equilibrado, produzem-se peças diferentes entre si em tonalidade e desenho.

In order to obtain a natural effect and balanced aesthetic concept, pieces are produced differently from each other with shade and design variation.

Pour rapprocher ce produit de l'aspect naturel et définir un concept esthétique équilibré, des pièces différentes entre elles en termes de tonalité et de design sont produites.

Um dieses Produkt so natürlich wie möglich und im Sinne einer ausgewogenen Ästhetik zu gestalten, werden die einzelnen Stücke in unterschiedlichen Farbtönungen und Mustern hergestellt.




Mythical Stone Carrara
30x90R M217



Carrara Curvy
30x90R U520



Carrara Línea
30x90R U520



Mythical Stone Carrara
30x60 M118
30x60R M207




Carrara Gride
30x60R U509



Carrara Línea
30x60 U450




Pastilha Carrara 2 Rev (3,5x3,5)
30x30 M321



Mythical Stone Carrara
45x45 M118
45x45R M207





Mythical Stone Pulpis Grey
30x90R M217



Mythical Stone Pulpis Ivory
30x90R M217



Mythical Stone Pulpis Grey
30x60 M118
30x60R M207




Pastilha Pulpis Grey 2 Rev (3,5x3,5)
30x30 M313




Mythical Stone Pulpis Ivory
30x60 M118
30x60R M207



Pastilha Pulpis Ivory 2 Rev (3,5x3,5)
30x30 M313



Mythical Stone Pulpis Grey
45x45 M118
45x45R M207




Mythical Stone Pulpis Ivory
45x45 M118
45x45R M207



Mythical Stone Marfil
30x90R M217



Marfil Curvy
30x90R U520



Marfil Vintage
30x90R U501




Mythical Stone Marfil
30x60 M118
30x60R M207




Marfil Metric
30x60R U509



Marfil Classic
30x60 U450



**Pastilha Marfil 2 Rev
(3,5x3,5)**
30x30 M321



Mythical Stone Marfil
45x45 M118
45x45R M207





Mythical Stone Marfil 30x90R | Marfil Curvy 30x90R | Mood Calm 15x90R

Rodapé

Skirting
Plinthe
Sockelleiste



Rodapé Mythical Stone⁽¹⁾
8x45 U406
8x45R U407

(1) Disponível em todas as cores | Available in all colours | Disponible sur toutes les couleurs | In allen Farben verfügbar

Tabela de embalagem e paletização | Porcelânico

Packing list | Porcelain tiles

Emballage et palettisation | Grès cérame

Verpackung und Palettierung | Feinsteinzeug

Formato (cm) Size Format	Espessura (mm) Thickness Épaisseur Dicke	CAIXA Box Boîte Karton			Paleta Pallet Palette Palette			
		Peças Pieces Pièces Teile	M ² Aprox. Sqm Approx. M ² Approx. ca. M ²	Kg	Caixas Boxes Boîtes Kartons	M ² Aprox. Sqm Approx. M ² Approx. ca. M ²	Kg	Dimensões Dimensions Dimension Abmessungen
45x45	8	6	1.24	21.38	66	81.84	1428	1200x800x1050
45x45R	8	6	1.20	20.55	66	79.20	1385	1200x800x1040
8x45*	8	32	14.40	19.42	56	806.40	1087	1120x950x810
8x45R*	8	32	14.40	18.90	56	806.40	1062	1120x950x810

*Rodapé / Skirting / Plinthe / Sockelleiste

Metros lineares / Linear meters / Mètres linéaires / Laufende Meter

Tabela de embalagem e paletização | Revestimento de pasta branca

Packing list | White body wall tiles

Emballage et palettisation | Faïence en pâte blanche

Verpackung und Palettierung | Weißscherbige
Wandfliesen

Formato (cm) Size Format	Espessura (mm) Thickness Épaisseur Dicke	CAIXA Box Boîte Karton			Paleta Pallet Palette Palette			
		Peças Pieces Pièces Teile	M ² Aprox. Sqm Approx. M ² Approx. ca. M ²	Kg	Caixas Boxes Boîtes Kartons	M ² Aprox. Sqm Approx. M ² Approx. ca. M ²	Kg	Dimensões Dimensions Dimension Abmessungen
30x90R	12	3	0.80	14.89	38	30.40	620	1200x800x760
30x60	9.5	6	1.13	19.15	40	45.20	793	1200x800x755
30x60R	9.5	6	1.07	17.50	40	42.80	720	1200x800x745
30x30 Pastilha	9.5	11	1.00	15.67	30	30.00	490	1200x800x735

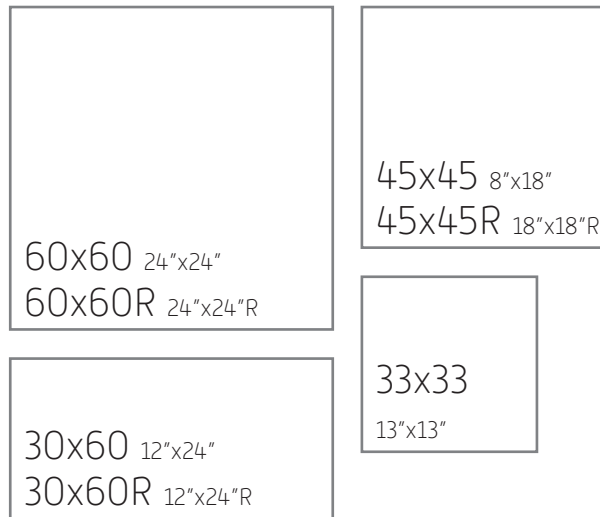


INFINITY

5 Formatos Sizes Formats Formate

Porcelânico

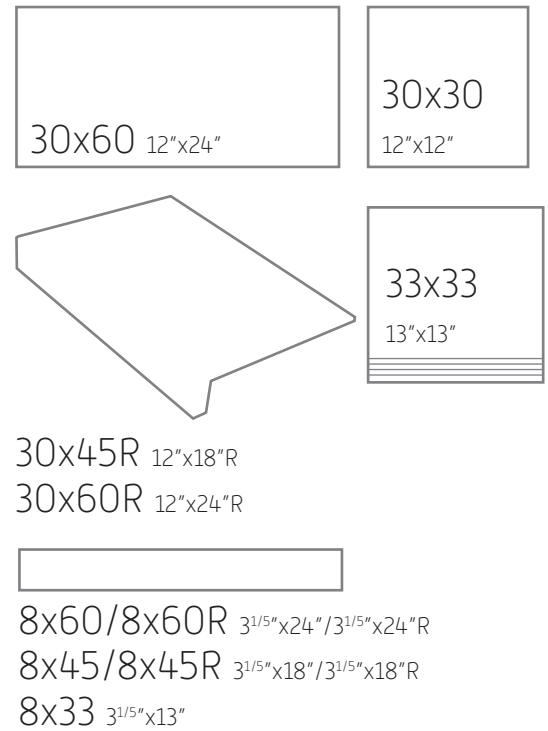
Porcelain tiles
Grès cérame
Feinsteinzeug



Os produtos "semi-polido" não têm características de anti-escorregamento pelo que se aconselha a correta seleção dos espaços a utilizar.
The "semi-polido" products are not anti-slip and care should therefore be taken in choosing where to use them.
Les produits "semi-polido" n'ont aucune caractéristique antidérapante. Il est donc conseillé de bien sélectionner les espaces où les utiliser.
"Semi-polido" Produkte weisen keine rutschhemmenden Eigenschaften auf. Daher empfiehlt sich die richtige Auswahl der Anwendungsbereiche.

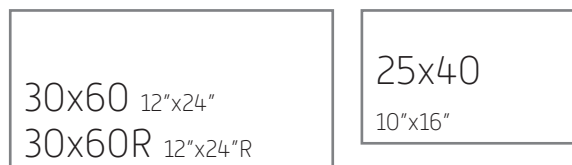
Complementos

Special pieces
Pièces spéciales
Formteile



Revestimento de pasta branca

White body wall tiles
Faïence en pâte blanche
Weißscherbige Wandfliesen




Complementos

Special pieces
Pièces spéciales
Formteile



6 Cores Colours Couleurs Farben




As cores apresentadas representam a amplitude cromática da série Infinity. Confirme, nas páginas seguintes, as cores existentes por formato / tipologia de produto.

The colours shown indicate the span of the Infinity series. Check the colours available per format/product type on the pages that follow.

Les couleurs présentées représentent l'amplitude chromatique de la série Infinity. Confirmez dans les pages suivantes les couleurs existantes par format/typologie de produit.

Die dargestellten Farben zeigen das Farbenspektrum der Serie Infinity. Bestätigen Sie bitte auf den nächsten Seiten die vorhandenen Farben je nach Format/Produkttypen.



Infinity Pearl
60x60 M124 R9 | A | Classe 2
60x60R M211 Wet ≥ 37 Dry ≥ 62

60x60R Semi-polido M214



Infinity Moka
60x60 M124 R9 | A | Classe 2
60x60R M211 Wet ≥ 37 Dry ≥ 62

60x60R Semi-polido M214



Infinity Pearl
30x60 M116 R9 | A | Classe 2
30x60R M206 Wet ≥ 37 Dry ≥ 62



Pastilha Infinity Mix (4,5x4,5)
30x30 M311



Infinity Moka
30x60 M116 R9 | A | Classe 2
30x60R M206 Wet ≥ 37 Dry ≥ 62



Infinity Frame Pearl
30x60 M133



Infinity Frame Moka
30x60 M133



Infinity Pearl
45x45 M114 R9 | A | Classe 2
45x45R M205 Wet ≥ 37 Dry ≥ 62




Infinity Moka
45x45 M114 R9 | A | Classe 2
45x45R M205 Wet ≥ 37 Dry ≥ 62




Infinity Pearl
33x33 M107 R9 | A | Classe 2
Wet ≥ 37 Dry ≥ 26



Infinity Structured Pearl
33x33 M107 R12 | A | Classe 3
Wet ≥ 49 Dry ≥ 63



Infinity Moka
33x33 M107 R9 | A | Classe 2
Wet ≥ 37 Dry ≥ 62



Infinity Structured Moka
33x33 M107 R12 | A | Classe 3
Wet ≥ 49 Dry ≥ 63



Infinity Basic Grey
60x60 M124 R9 | A | Classe 2
60x60R M211 Wet ≥ 37 Dry ≥ 62

60x60R Semi-polido M214



Infinity Grafite Grey
60x60 M124 R9 | A | Classe 2
60x60R M211 Wet ≥ 37 Dry ≥ 62

60x60R Semi-polido M214



Infinity Basic Grey
30x60 M116 R9 | A | Classe 2
30x60R M206 Wet ≥ 37 Dry ≥ 62




Pastilha Infinity Mix (4,5x4,5)
30x30 M311




Infinity Grafite Grey
30x60 M116 R9 | A | Classe 2
30x60R M206 Wet ≥ 37 Dry ≥ 62



Infinity Frame Basic Grey
30x60 M133



Infinity Frame Grafite Grey
30x60 M133




Infinity Basic Grey
45x45 M114 R9 | A | Classe 2
45x45R M205 Wet ≥ 37 Dry ≥ 62




Infinity Grafite Grey
45x45 M114 R9 | A | Classe 2
45x45R M205 Wet ≥ 37 Dry ≥ 62




Infinity Basic Grey
33x33 M107 R9 | A | Classe 2
Wet ≥ 37 Dry ≥ 62



Infinity Structured Basic Grey
33x33 M107 R12 | A | Classe 3
Wet ≥ 49 Dry ≥ 63



Infinity Grafite Grey
33x33 M107 R9 | A | Classe 2
Wet ≥ 37 Dry ≥ 62



Infinity Structured Grafite Grey
33x33 M107 R12 | A | Classe 3
Wet ≥ 49 Dry ≥ 63




Infinity Black

60x60 M124
60x60R M211



R9 | A | Classe 2
Wet ≥ 37 Dry ≥ 62

60x60R Semi-polido M214




Infinity Black

30x60 M116
30x60R M206



R9 | A | Classe 2
Wet ≥ 37 Dry ≥ 62



Infinity Frame Black

30x60 M133




Infinity Black

45x45 M114
45x45R M205



R9 | A | Classe 2
Wet ≥ 37 Dry ≥ 62




Infinity Black

33x33 M107



R9 | A | Classe 2
Wet ≥ 37 Dry ≥ 62



Infinity Structured Black

33x33 M107



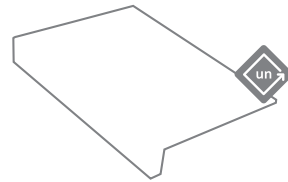
R12 | A | Classe 3
Wet ≥ 49 Dry ≥ 63



Infinity Black Rev 30x60R | Infinity Black 60x60R


Degrau e rodapé

Step and skirting
Nez de marche et plinthe
Stufe und Sockelleiste



Degrau com bordo Infinity⁽¹⁾

30x60 U517
30x60R U518
30x45R U515



Degrau Infinity⁽¹⁾

33x33 U412



Rodapé Infinity⁽¹⁾

8x60 U409
8x60R U411
8x60R Semi-polido U413
8x45 U406
8x45R U407
8x33 U402



(1) Disponível em todas as cores | Available in all colours
Disponível sur toutes les couleurs | In allen Farben verfügbar



Tabela de embalagem e paletização | Porcelânico

Packing list | Porcelain tiles


Emballage et palettisation | Grès cérame

Verpackung und Palettierung | Feinsteinzeug

Formato (cm) Size Format	Espessura (mm) Thickness Épaisseur Dicke	Caixa Box Boîte Karton			Paleta Pallet Palette Palette			Dimensões Dimensions Dimension Abmessungen
		Peças Pieces Pièces Teile	M ² Aprox. Sqm Approx. M ² Approx. ca. M ²	Kg	Caixas Boxes Boîtes Kartons	M ² Aprox. Sqm Approx. M ² Approx. ca. M ²	Kg	
60x60	9.5	3	1.10	23.13	40	44.00	950	1200x800x755
60x60R	9.5	3	1.07	22.67	44	47.08	1020	1200x800x745
30x60R	9.5	6	1.07	22.34	40	42.80	915	1200x800x745
45x45	8	6	1.24	21.38	66	81.84	1428	1200x800x1050
45x45R	8	6	1.20	20.55	66	79.20	1385	1200x800x1040
30x60	7.8	8	1.47	24.84	40	58.80	1013	1200x800x755
30x60R	7.8	8	1.43	23.93	40	57.20	975	1200x800x745
33x33	7.2	10	1.09	17.20	68	74.12	1189	1200x800x810
30x30 Pastilha	7.8	11	1.00	15.98	30	30.00	499	1200x800x640
8x60*	7.8	13	7.80	10.60	96	748.80	1018	1120x950x810
8x60R*	7.8	13	7.80	10.20	96	748.80	994	1120x950x810
8x45*	8	32	14.40	19.42	56	806.40	1087	1120x950x810
8x45R*	8	32	14.40	18.90	56	806.40	1062	1120x950x810
8x33*	7.2	21	6.30	8.70	100	630.00	980	1120x950x810

*Rodapé / Skirting / Plinthe / Sockelleiste

Metros lineares / Linear meters / Mètres linéaires / Laufende Meter




Infinity White Rev
30x60 M113
30x60R M205



Infinity Pearl Rev
30x60 M113
30x60R M205



Infinity Moka Rev
30x60 M113
30x60R M205




Infinity White
25x40 M109



Infinity Pearl
25x40 M109



Infinity Moka
25x40 M109



Infinity Mosaic White
25x40 M117




Infinity Mosaic Pearl
25x40 M117




Infinity Mosaic Moka
25x40 M117



Infinity Basic Grey Rev 30x60R | Infinity Grafite Grey Rev 30x60R | Pastilha Infinity Decor 1 [3,5x3,5] Rev 30x30



Infinity Grafite Grey Rev
30x60 M113
30x60R M205




Infinity Black Rev
30x60 M113
30x60R M205




Infinity Basic Grey Rev
30x60 M113
30x60R M205



Infinity Stream Red
30x60 U443
30x60R U449



Infinity Grafite Grey
25x40 M109



Infinity Black
25x40 M109



Infinity Basic Grey
25x40 M109




Listelo Stick Mix 302
3,5x30 U406



Listelo Stick Mix 303
3,5x30 U406




Listelo Stick Mix 304
3,5x30 U406



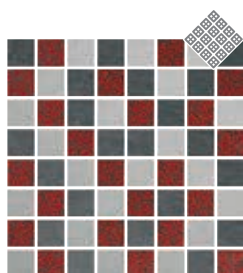
Infinity Mosaic Grafite Grey
25x40 M117




Infinity Mosaic Black
25x40 M117




Infinity Mosaic Basic Grey
25x40 M117



Pastilha Infinity Decor 1 (3,5x3,5) Rev
30x30 M325



Pastilha Infinity Mix 2 (4,5x4,5) Rev
30x30 M312



Pastilha Infinity Mix 1 (4,5x4,5) Rev
30x30 M312

Tabela de embalagem e paletização | Revestimento de pasta branca

Packing list | White body wall tiles

Emballage et palettisation | Faïence en pâte blanche

Verpackung und Palettierung | Weißscherbige

Wandfliesen

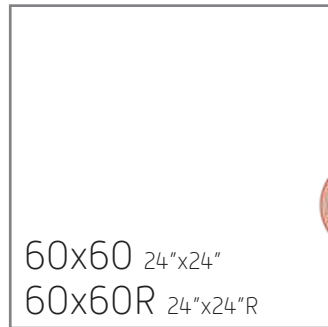
Formato (cm) Size Format	Espessura (mm) Thickness Épaisseur Dicke	Caixa Box Boîte Karton			Paleta Pallet Palette Palette			Dimensões Dimensions Dimension Abmessungen
		Peças Pieces Pièces Teile	M ² Aprox. Sqm Approx. M ² Approx. ca. M ²	Kg	Caixas Boxes Boîtes Kartons	M ² Aprox. Sqm Approx. M ² Approx. ca. M ²	Kg	
30x60	9.5	6	1.13	19.15	40	45.20	793	1200x800x755
30x60R	9.5	6	1.07	17.50	40	42.80	720	1200x800x745
25x40	9	10	1.00	15.75	72	72.00	1159	1200x800x905
30x30 Pastilha	9.5	11	1.00	15.67	30	30.00	490	1200x800x735



5 Formatos Sizes Formats Formate

Porcelânico

Porcelain tiles
Grès cérame
Feinsteinzeug

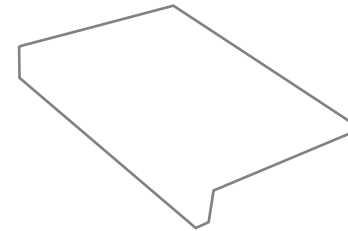
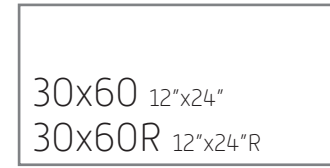


Novo acabamento SOFT nos formatos 60x60 | 60x60R | 30x60 | 30x60R
New "SOFT" finish in the 60x60/60x60R/30x60/30x60R formats
Nouvelle finition "SOFT" dans les formats 60x60/60x60R/30x60/30x60R
Neue Oberflächenausführung "SOFT" in den Formaten 60x60/60x60R/30x60/30x60R



Complementos

Decorative pieces
Pièces décoratives
Formteilen



30x60 (12"x24")
30x60R (12"x24"R)

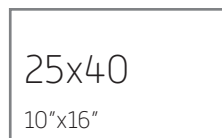



8x60 (3 1/5"x24")
8x60R (3 1/5"x24"R)

Os produtos semi-polidos não têm características de anti-escorregamento pelo que se aconselha a correta seleção dos espaços a utilizar.
The semi-polished products have not anti-slip features. Therefore we suggest correct selection of the application areas.
Les produits semi-polis n'ont aucune caractéristique antidérapante. Il est donc conseillé de bien sélectionner les espaces où les utiliser.
Halbpolierte Produkte weisen keine rutschhemmenden Eigenschaften auf. Daher empfiehlt sich die richtige Auswahl der Anwendungsbereiche.

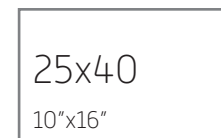
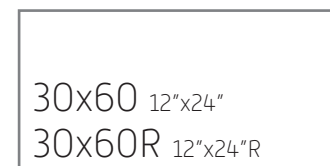

Revestimento de pasta branca

White body wall tiles
Faïence en pâte blanche
Weißscherbige Wandfliesen



Complementos

Decorative pieces
Pièces décoratives
Formteilen



5 Cores Colours Couleurs Farben




WHITE



BEIGE



GREY



DARK GREY



NUT

As cores apresentadas representam a amplitude cromática da série Sphata. Confirme, nas páginas seguintes, as cores existentes por formato / tipologia de produto.

The colours shown indicate the span of the Sphata series. Check the colours available per format/product type on the pages that follow.

Les couleurs présentées représentent l'amplitude chromatique de la série Sphata. Confirmez dans les pages suivantes les couleurs existantes par format/typologie de produit.

Die dargestellten Farben zeigen das Farbenspektrum der Serie Sphata. Sie bitte auf den nächsten Seiten die vorhandenen Farben je nach Format/Produkttyp.

Para aproximar este produto ao natural e definir um conceito estético equilibrado, produzem-se peças diferentes entre si em tonalidade e desenho.

In order to obtain a natural effect and balanced aesthetic concept, pieces are produced differently from each other with shade and design variation.

Pour rapprocher ce produit de l'aspect naturel et définir un concept esthétique équilibré, des pièces différentes entre elles en termes de tonalité et de design sont produites.

Um dieses Produkt so natürlich wie möglich und im Sinne einer ausgewogenen Ästhetik zu gestalten, werden die einzelnen Stücke in unterschiedlichen Farbtönungen und Mustern hergestellt.





Sphata Beige

60x60	M127		R10 B Classe 2 Wet ≥ 31 Dry ≥ 64
60x60R	M211		
60x60 Soft	M127		
60x60R Soft	M211		
60x60R Semi-Polido	M213		



Sphata Beige

45x90R	M214		R10 B Classe 2 Wet ≥ 31 Dry ≥ 64
45x90R Semi-Polido	M216		



Sphata Beige

30x60	M118		R10 B Classe 2 Wet ≥ 31 Dry ≥ 64
30x60R	M208		
30x60 Soft	M118		
30x60R Soft	M208		



Sphata Decor Beige

30x60	M124
30x60R	M212



Sphata Grey

60x60	M127		R10 B Classe 2 Wet ≥ 31 Dry ≥ 64
60x60R	M211		
60x60 Soft	M127		
60x60R Soft	M211		
60x60R Semi-Polido	M213		



Sphata Grey

45x90R	M214		R10 B Classe 2 Wet ≥ 31 Dry ≥ 64
45x90R Semi-Polido	M216		



Sphata Grey

30x60	M118		R10 B Classe 2 Wet ≥ 31 Dry ≥ 64
30x60R	M208		
30x60 Soft	M118		
30x60R Soft	M208		



Sphata Decor Grey

30x60	M124
30x60R	M212



Sphata Nut

60x60	M127
60x60R	M211
60x60 Soft	M127
60x60R Soft	M211
60x60R Semi-Polido	M213



R10 | B | Classe 2
Wet ≥ 31 Dry ≥ 64



Sphata Nut

45x90R	M214
--------	------



R10 | B | Classe 2
Wet ≥ 31 Dry ≥ 64

45x90R Semi-Polid	M216
-------------------	------



Sphata Nut

30x60	M118
30x60R	M208
30x60 Soft	M118
30x60R Soft	M208



R10 | B | Classe 2
Wet ≥ 31 Dry ≥ 64




Sphata Decor Nut

30x60	M124
30x60R	M212




Sphata Nut Semi-Polido 60x60R



Sphata Dark Grey

60x60	M127		R10 B Classe 2 Wet ≥ 31 Dry ≥ 64
60x60R	M211		
60x60 Soft	M127		
60x60R Soft	M211		
60x60R Semi-Polido	M213		




Sphata Dark Grey

45x90R	M214		R10 B Classe 2 Wet ≥ 31 Dry ≥ 64
45x90R Semi-Polido	M216		



Sphata Dark Grey

30x60	M118		R10 B Classe 2 Wet ≥ 31 Dry ≥ 64
30x60R	M208		
30x60 Soft	M118		
30x60R Soft	M208		

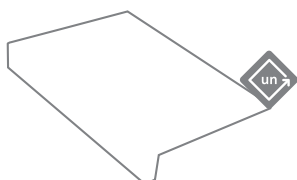


Sphata Decor Dark Grey

30x60	M124
30x60R	M212

Degrau e rodapé

Step and skirting
Nez de marche et plinthe
Stufe und Sockelleiste



Degrau com bordo Sphata⁽¹⁾

30x60	U517
30x60R	U518



Rodapé Sphata⁽¹⁾

8x60	U409
8x60R	U411
8x60R Semi-Polido	U413

(1) Disponível em todas as cores | Available in all colours | Disponible sur toutes les couleurs | In allen Farben verfügbar

Tabela de embalagem e paletização | Porcelânico

Packing list | Porcelain tiles

Emballage et palettisation | Grès cérame

Verpackung und Palettierung | Feinsteinzeug

FORMATO [cm] Size Format	ESPESSURA [mm] Thickness Épaisseur Dicke	CAIXA Box Boîte Karton			Paleta Pallet Palette			DIMENSÕES Dimensions Dimension Abmessungen
		PEÇAS Pieces Pièces Teile	M ² Aprox. Sqm Approx. M ² Approx. ca. M ²	Kg	CAIXAS Boxes Boîtes Kartons	M ² Aprox. Sqm Approx. M ² Approx. ca. M ²	Kg	
45x90R	10	3	1.21	26.52	29	35.09	785	1120x950x580
60x60	9.5	3	1.10	23.13	40	44.00	950	1200x800x755
60x60R	9.5	3	1.07	22.67	44	47.08	1020	1200x800x745
30x60	7.8	8	1.47	24.84	40	58.80	1013	1200x800x755
30x60R	7.8	8	1.43	23.93	40	57.20	975	1200x800x745
8x60*	7.8	13	7.80	10.60	96	748.80	1018	1120x950x810
8x60R*	7.8	13	7.80	10.20	96	748.80	994	1120x950x810

*Rodapé/Skirting/Plinthe/Sockelleisten

*Metros lineares/Linear meters/Mètres linéaires/Laufende Meter



Sphata Beige
30x90R M217



Sphata Decor Beige
30x90R M220



Sphata Beige Rev
30x60 M114
30x60R M206



Sphata Decor Beige Rev
30x60 M120
30x60R M209



Sphata Beige
25x40 M110




Sphata Decor Beige
25x40 M116




Sphata Grey
30x90R M217



Sphata Decor Grey
30x90R M220




Sphata Grey Rev
30x60 M114
30x60R M206



Sphata Decor Grey Rev
30x60 M120
30x60R M209




Sphata Grey
25x40 M110



Sphata Decor Grey
25x40 M116







Sphata White
30x90R M217




Sphata Decor White
30x90R M220




Sphata White Rev
30x60 M114
30x60R M206



Sphata Decor White Rev
30x60 M120
30x60R M209



Sphata White
25x40 M110



Sphata Decor White
25x40 M116



Sphata White 30x90R | Sphata Decor White 30x90R

Tabela de embalagem e paletização | Revestimento de Pasta Branca

Packing list | White body wall tiles

Emballage et palettisation | Faïence en pâte blanche

Verpackung und Palettierung | Weißscherbige

Wandfliesen

Formato (cm) Size Format	Espessura (mm) Thickness Épaisseur Dicke	Caixa Box Boîte Karton			Paleta Pallet Palette			Dimensões Dimensions Dimension Abmessungen
		Peças Pieces Pièces Teile	M ² Aprox. Sqm Approx. M ² Approx. ca. M ²	Kg	Caixas Boxes Boîtes Kartons	M ² Aprox. Sqm Approx. M ² Approx. ca. M ²	Kg	
30x90R	12	3	0.80	14.89	38	30.40	620	1200x800x760
30x60	9.5	6	1.13	19.15	40	45.20	793	1200x800x755
30x60R	9.5	6	1.07	17.50	40	42.80	720	1200x800x745
25x40	8	10	1.00	14.08	72	72.00	1036	1200x800x905



10 Formatos Sizes Formats Formate

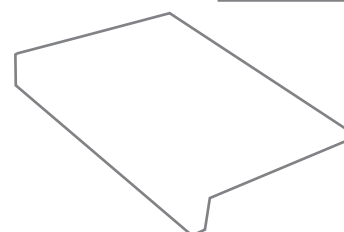
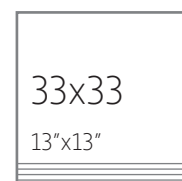
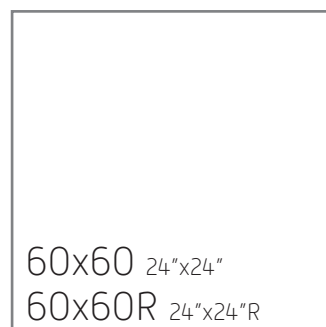

Porcelânico

Porcelain tiles
Grès cérame
Feinsteinzeug

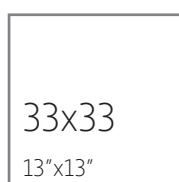
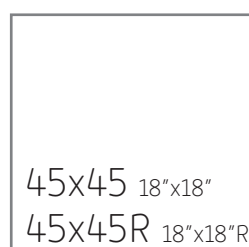


Complementos

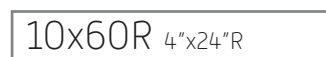
Special pieces
Pièces spéciales
Formteile



30x60 12"x24"
30x60R 12"x24"R



8x60/8x60R 3¹/₅"x24"/3¹/₅"x24"R
8x45/8x45R 3¹/₅"x18"/3¹/₅"x18"R
8x33 3¹/₅"x13"



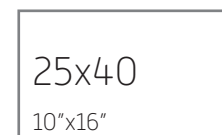
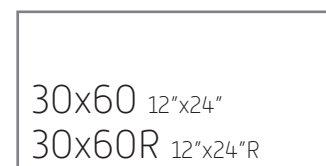
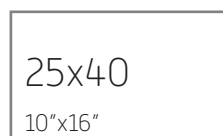
Revestimento de pasta branca

White body wall tiles
Faïence en pâte blanche
Weißscherbige Wandfliesen



Complementos

Special pieces
Pièces spéciales
Formteile



4 Cores Colours Couleurs Farben



Para aproximar este produto ao natural e definir um conceito estético equilibrado, produzem-se peças diferentes entre si em tonalidade e desenho.

In order to obtain a natural effect and balanced aesthetic concept, pieces are produced differently from each other with shade and design variation.

Pour rapprocher ce produit de l'aspect naturel et définir un concept esthétique équilibré, des pièces différentes entre elles en termes de tonalité et de design sont produites.

Um dieses Produkt so natürlich wie möglich und im Sinne einer ausgewogenen Ästhetik zu gestalten, werden die einzelnen Stücke in unterschiedlichen Farbtönungen und Mustern hergestellt.





R10
A
Classe 2
Wet ≥ 37
Dry ≥ 63



Way Almond
120x60R M221



Way Almond
60x60 M128
60x60R M213



Way Almond
120x20R M223



Way Almond
30x60 M121
30x60R M209




Way Almond
45x45 M118
45x45R M207



Way Almond
33x33 M111




Way Almond
20x60R M217




Way Almond
15x60R M218



Way Almond
10x60R M220



Mosaic Way
Almond 1 (4,5x4,5)
30x30 M311



Mosaic Way
Almond 2
30x30 M321



Mosaic Way Fit
Almond 1
30x30 U421



R10
A
Classe 2
Wet ≥ 37
Dry ≥ 63



Way Beige
120x60R M221



Way Beige
60x60 M128
60x60R M213



Way Beige
120x20R M223



Way Beige
30x60 M121
30x60R M209



Way Beige
45x45 M118
45x45R M207



Way Beige
33x33 M111



Way Beige
20x60R M217



Way Beige
15x60R M218



Way Beige
10x60R M220



Mosaic Way
Beige 1 (4,5x4,5)
30x30 M311



Mosaic Way
Beige 2
30x30 M321



Mosaic Way Fit
Beige 1
30x30 U421



R10
A
Classe 2
Wet ≥ 37
Dry ≥ 63




Way Concrete
120x60R M221



Way Concrete
60x60 M128
60x60R M213




Way Concrete
120x20R M223



Way Concrete
30x60 M121
30x60R M209



Way Concrete
45x45 M118
45x45R M207




Way Concrete
33x33 M111




Way Concrete
20x60R M217



Way Concrete
15x60R M218



Way Concrete
10x60R M220



Mosaic Way
Concrete 1 (4,5x4,5)
30x30 M311



Mosaic Way
Concrete 2
30x30 M321



Mosaic Way Fit
Concrete 1
30x30 U421



R10
A
Classe 2
Wet ≥ 37
Dry ≥ 63



Way Anthracite
120x60R M221



Way Anthracite
60x60 M128
60x60R M213




Way Anthracite
120x20R M223



Way Anthracite
30x60 M121
30x60R M209



Way Anthracite
45x45 M118
45x45R M207



Way Anthracite
33x33 M111




Way Anthracite
20x60R M217



Way Anthracite
15x60R M218



Way Anthracite
10x60R M220



Mosaic Way Anthracite 1 (4,5x4,5)
30x30 M311



Mosaic Way Anthracite 2
30x30 M321



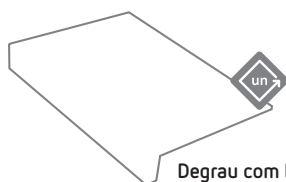
Mosaic Way Fit Anthracite 1
30x30 U421



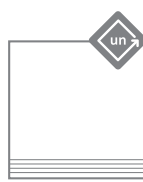
Way Anthracite 60x60R | Way Concrete 120x60R

Degrau e rodapé

Step and skirting
Nez de marche et plinthe
Stufe und Sockelleiste



Degrau com bordo Way⁽¹⁾
30x60 U517
30x60R U518



Degrau Way⁽¹⁾
33x33 U412



Rodapé Way⁽¹⁾
8x60 U409
8x60R U411
8x45 U406
8x45R U407
8x33 U402

(1) Disponível em todas as cores | Available in all colours | Disponible sur toutes les couleurs | In allen Farben verfügbar



R10
A
Classe 2
Wet ≥ 37
Dry ≥ 63

Tabela de embalagem e paletização | Porcelânico

Packing list | Porcelain tiles

Emballage et palettisation | Grès cérame

Verpackung und Palettierung | Feinsteinzeug

Formato (cm) Size Format	Espessura (mm) Thickness Épaisseur Dicke	Caixa Box Boîte Karton			Paleta Pallet Palette Palette			
		Peças Pieces Pièces Teile	M ² Aprox. Sqm Approx. M ² Approx. ca. M ²	Kg	Caixas Boxes Boîtes Kartons	M ² Aprox. Sqm Approx. M ² Approx. ca. M ²	Kg	Dimensões Dimensions Dimension Abmessungen
120x60R	11	1	0.72	19.00	50	36.00	941	1305x855x750
120x20R	11	4	0.95	23.64	48	45.60	1159	1305x855x750
60x60	9.5	3	1.10	23.13	40	44.00	950	1200x800x755
60x60R	9.5	3	1.07	22.67	44	47.08	1020	1200x800x745
45x45	8	6	1.24	21.38	66	81.84	1428	1200x800x1050
45x45R	8	6	1.20	20.55	66	79.20	1385	1200x800x1040
30x60	7.8	8	1.47	24.84	40	58.80	1013	1200x800x755
30x60R	7.8	8	1.43	23.93	40	57.20	975	1200x800x745
33x33	7.2	10	1.09	17.20	68	74.12	1189	1200x800x810
20x60R	9.5	11	1.30	27.65	48	62.40	1360	1200x800x910
15x60R	9.5	11	0.97	20.25	60	58.20	1235	1200x800x910
10x60R	9.5	20	1.17	25.00	48	56.16	1235	1200x800x910
30x30 Mosaic	7.8	11	1.00	15.98	30	30.00	499	1200x800x640
8x60*	7.8	13	7.80	10.60	96	748.80	1018	1120x950x810
8x60R*	7.8	13	7.80	10.20	96	748.80	994	1120x950x810
8x45*	8	32	14.40	19.42	56	806.40	1087	1120x950x810
8x45R*	8	32	14.40	18.90	56	806.40	1062	1120x950x810
8x33*	7.2	25	8.25	9.75	104	858.00	1039	1120x950x785

*Rodapé / Skirting / Plinthe / Sockelleiste
Metros lineares / Linear meters / Mètres linéaires / Laufende Meter



Way Almond Rev
30x60 M116
30x60R M207



Way Axis Almond Rev
30x60 M125
30x60R M212



Way Nexus Almond Rev
30x60 M125



Way Beige Rev
30x60 M116
30x60R M207



Way Axis Beige Rev
30x60 M125
30x60R M212



Way Nexus Beige Rev
30x60 M125



Way Concrete Rev
30x60 M116
30x60R M207



Way Axis Concrete Rev
30x60 M125
30x60R M212



Way Nexus Concrete Rev
30x60 M125



Way Anthracite Rev
30x60 M116
30x60R M207



Way Axis Anthracite Rev
30x60 M125
30x60R M212




Way Nexus Anthracite Rev
30x60 M125




Way Concrete Rev 30x60R | Way Axis Concrete Rev 30x60R | Way Concrete 60x60R



Way Almond
25x40 M111



**Mosaic Way Mix
(3,5x3,5) Rev**
30x30 M313




**Mosaic Way (3,5x3,5)
Almond Rev**
30x30 M313



Way Beige
25x40 M111




**Mosaic Way Mix 2
(1,5x4,5) Rev**
30x30 M326




**Mosaic Way (3,5x3,5)
Beige Rev**
30x30 M313



Way Concrete
25x40 M111




**Mosaic Way Mix 1
(1,5x4,5) Rev**
30x30 M326



**Mosaic Way (3,5x3,5)
Concrete Rev**
30x30 M313



Way Anthracite
25x40 M111



**Mosaic Way (3,5x3,5)
Anthracite Rev**
30x30 M313



Way Evo
25x40 M121

Tabela de embalagem e paletização | Revestimento de Pasta Branca

Packing list | White body wall tiles

Emballage et palettisation | Faïence en pâte blanche

Verpackung und Palettierung | Weißscherbige Wandfliesen

Formato [cm] Size Format	Espessura [mm] Thickness Épaisseur Dicke	Caixa Box Boîte Karton			Paleta Pallet Palette Palette			Dimensões Dimensions Dimension Abmessungen
		Peças Pieces Pièces Teile	M ² Aprox. Sqm Approx. M ² Approx. ca. M ²	Kg	Caixas Boxes Boîtes Kartons	M ² Aprox. Sqm Approx. M ² Approx. ca. M ²	Kg	
30x60	9.5	6	1.13	19.15	40	45.20	793	1200x800x755
30x60R	9.5	6	1.07	17.50	40	42.80	720	1200x800x745
25x40	8	10	1.00	14.08	72	72.00	1036	1200x800x905
30x30 Mosaic	9.5	11	1.00	15.67	30	30.00	490	1200x800x735



4 Formatos Sizes Formats Formate

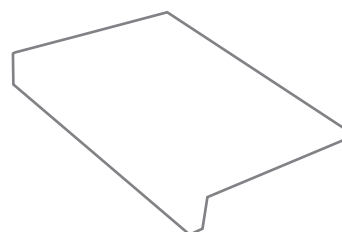

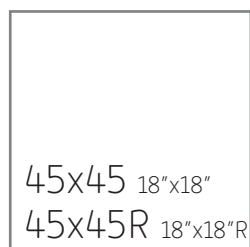
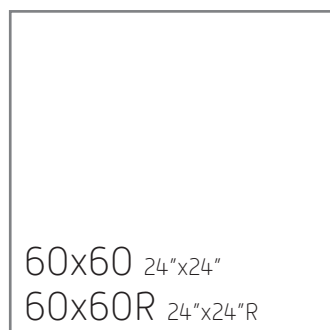
Porcelânico

Porcelain tiles
Grès cérame
Feinsteinzeug

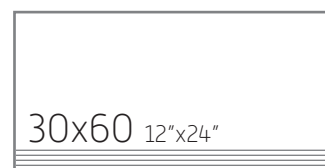


Complementos

Special pieces
Pièces spéciales
Formteile



30x60 12"x24"
30x60R 12"x24"R



8x60/8x60R 3¹/₅"x24"/3¹/₅"x24"R
8x45/8x45R 3¹/₅"x18"/3¹/₅"x18"R

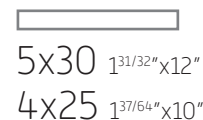
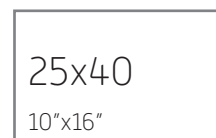
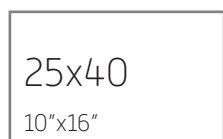
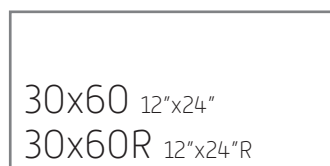
Revestimento de pasta branca

White body wall tiles
Faïence en pâte blanche
Weißscherbige Wandfliesen



Complementos

Special pieces
Pièces spéciales
Formteile



4 Cores Colours Couleurs Farben



Para aproximar este produto ao natural e definir um conceito estético equilibrado, produzem-se peças diferentes entre si em tonalidade e desenho.


In order to obtain a natural effect and balanced aesthetic concept, pieces are produced differently from each other with shade and design variation.

Pour rapprocher ce produit de l'aspect naturel et définir un concept esthétique équilibré, des pièces différentes entre elles en termes de tonalité et de design sont produites.

Um dieses Produkt so natürlich wie möglich und im Sinne einer ausgewogenen Ästhetik zu gestalten, werden die einzelnen Stücke in unterschiedlichen Farbtönungen und Mustern hergestellt.



Everlane White 60x60R



Everlane White

60x60 M124
60x60R M211




Everlane White

30x60 M116
30x60R M206




Everlane Frame 3 White

30x60 M133



Everlane White

45x45 M114
45x45R M205



Mosaic Everlane White

(4,5x4,5)
30x30 M311

Mosaic 3D Everlane White

30x30 U513



Everlane Decor 30 White

30x30 U431



R9
Classe 1
Wet ≥ 25
Dry ≥ 60



Everlane Beige
60x60 M124
60x60R M211



Everlane Grey
60x60 M124
60x60R M211



Everlane Beige
30x60 M116
30x60R M206



Everlane Grey
30x60 M116
30x60R M206



Everlane Frame 3 Beige
30x60 M133



Everlane Frame 3 Grey
30x60 M133




Everlane Beige
45x45 M114
45x45R M205



Everlane Grey
45x45 M114
45x45R M205




Mosaic Everlane Beige
(4,5x4,5)
30x30 M311



Mosaic 3D Everlane Beige
30x30 U513



Mosaic Everlane Grey
(4,5x4,5)
30x30 M311



Mosaic 3D Everlane Grey
30x30 U513



Everlane Decor 30 Beige
30x30 U431



Everlane Decor 30 Grey
30x30 U431




Everlane Black
60x60 M124
60x60R M211




Everlane Black
30x60 M116
30x60R M206




Everlane Frame 3 Black
30x60 M133




Everlane Black
45x45 M114
45x45R M205



Mosaic Everlane Black
(4,5x4,5)
30x30 M311



Mosaic 3D Everlane Black
30x30 U513



Everlane Decor 30 Black
30x30 U431



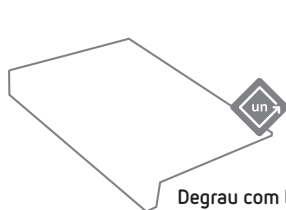
R9
Classe 1
Wet ≥ 25
Dry ≥ 60



Everlane White 45x45R | Everlane Grey 30x60R | Mosaic 3D Everlane Grey 30x30

Degrau e rodapé

Step and skirting
Nez de marche et plinthe
Stufe und Sockelleiste



Degrau com bordo Everlane⁽¹⁾
30x60 U517
30x60R U518



Degrau Everlane⁽¹⁾
30x60 U424



Rodapé Everlane⁽¹⁾
8x60 U409
8x60R U411
8x45 U406
8x45R U407

(1) Disponível em todas as cores | Available in all colours | Disponible sur toutes les couleurs | In allen Farben verfügbar

Tabela de embalagem e paletização | Porcelânico

Packing list | Porcelain tiles


Emballage et palettisation | Grès cérame

Verpackung und Palettierung | Feinsteinzeug

Formato [cm] Size Format	Espessura [mm] Thickness Épaisseur Dicke	Caixa Box Boîte Karton			Paleta Pallet Palette Palette			Dimensões Dimensions Dimension Abmessungen
		Peças Pieces Pièces Teile	M ² Aprox. Sqm Approx. M ² Approx. ca. M ²	Kg	Caixas Boxes Boîtes Kartons	M ² Aprox. Sqm Approx. M ² Approx. ca. M ²	Kg	
60x60	9.5	3	1.10	23.13	40	44.00	950	1200x800x755
60x60R	9.5	3	1.07	22.67	44	47.08	1020	1200x800x745
45x45	8	6	1.24	21.38	66	81.84	1428	1200x800x1050
45x45R	8	6	1.20	20.55	66	79.20	1385	1200x800x1040
30x60	7.8	8	1.47	24.84	40	58.80	1013	1200x800x755
30x60R	7.8	8	1.43	23.93	40	57.20	975	1200x800x745
30x30 Mosaic	7.8	11	1.00	15.98	30	30.00	499	1200x800x640
8x60*	7.8	13	7.80	10.60	96	748.80	1018	1120x950x810
8x60R*	7.8	13	7.80	10.20	96	748.80	994	1120x950x810
8x45*	8	32	14.40	19.42	56	806.40	1087	1120x950x810
8x45R*	8	32	14.40	18.90	56	806.40	1062	1120x950x810

*Rodapé / Skirting / Plinthe / Sockelleiste

Metros lineares / Linear meters / Mètres linéaires / Laufende Meter



Everlane White Rev
30x60 M113
30x60R M205



Everlane Linea White
30x60R U438



Everlane Beige Rev
30x60 M113
30x60R M205



Everlane Linea Beige
30x60R U438



Everlane Tear White
30x60R U436



**Listelo Sem Fim
Everlane Clear**
5x30 U405



**Listelo Sem Fim
Everlane Mix**
4x25 U409



Everlane White
25x40 M109



Everlane Frame S White
25x40 M117



Everlane Beige
25x40 M109



Everlane Frame S Beige
25x40 M117




Everlane Tear White 30x60R | Everlane Beige Rev 30x60R



Everlane Grey Rev
30x60 M113
30x60R M205



Everlane Linea Grey
30x60R U438



Everlane Black Rev
30x60 M113
30x60R M205



Everlane Linea Black
30x60R U438




**Listelo Sem Fim
Everlane Mix**
4x25 U409



**Listelo Sem Fim
Everlane Mix**
4x25 U409




Everlane Tear Black
30x60R U436




Everlane Grey
25x40 M109



Everlane Frame S Grey
25x40 M117



Everlane Black
25x40 M109



Everlane Frame S Black
25x40 M117

Tabela de embalagem e paletização | Revestimento de Pasta Branca

Packing list | Porcelain tiles

Emballage et palettisation | Grès cérame

Verpackung und Palettierung | Feinsteinzeug

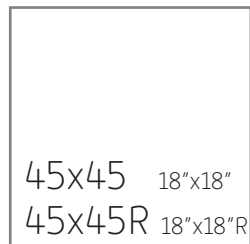
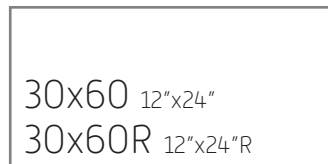
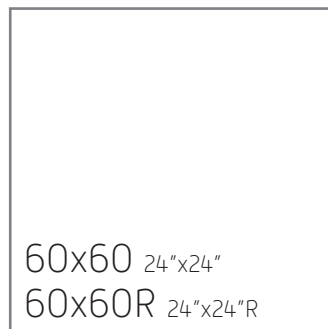
Formato (cm) Size Format	Espessura (mm) Thickness Épaisseur Dicke	Caixa Box Boîte Karton			Paleta Pallet Pallette Palette			Dimensões Dimensions Dimension Abmessungen
		Peças Pieces Pièces Teile	M ² Aprox. Sqm Approx. M ² Approx. ca. M ²	Kg	Caixas Boxes Boîtes Kartons	M ² Aprox. Sqm Approx. M ² Approx. ca. M ²	Kg	
30x60	9.5	6	1.13	19.15	40	45.2	793	1200x800x755
30x60R	9.5	6	1.07	17.50	40	42.8	720	1200x800x745
25x40	9	10	1.00	15.75	72	72	1159	1200x800x905



5 Formatos Sizes Formats Formate

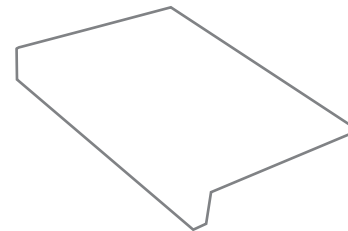
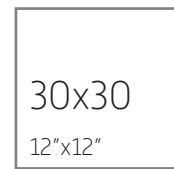

Porcelânico

Porcelain tiles
Grès cérame
Feinsteinzeug



Complementos

Special pieces
Pièces spéciales
Formteile



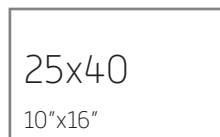
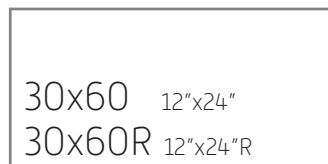

30x60 12"x24"
30x60R 12"x24"R



8x60/8x60R 3¹/₅"x24"/3¹/₅"x24"R
8x45/8x45R 3¹/₅"x18"/3¹/₅"x18"R

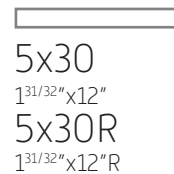
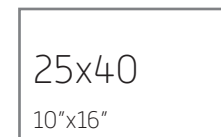
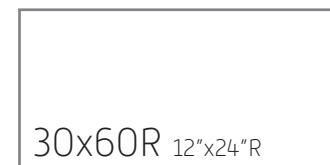
Revestimento de pasta branca

White body wall tiles
Faïence en pâte blanche
Weißscherbige Wandfliesen



Complementos

Special pieces
Pièces spéciales
Formteile



4 Cores Colours Couleurs Farben



As cores apresentadas representam a amplitude cromática da série Trace. Confirme, nas páginas seguintes, as cores existentes por formato / tipologia de produto.
The colours shown indicate the span of the Trace series. Confirm the colours available per size/product type on the pages that follow.

Les couleurs présentées représentent l'amplitude chromatique de la série Trace. Confirmez dans les pages suivantes les couleurs existantes par format/typologie de produit.
Die dargestellten Farben zeigen das Farbenspektrum der Serie Trace. Bestätigen Sie bitte auf den nächsten Seiten die vorhandenen Farben je nach Format/Produkttypen.

Para aproximar este produto ao natural e definir um conceito estético equilibrado, produzem-se peças diferentes entre si em tonalidade e desenho.
In order to obtain a natural effect and balanced aesthetic concept, pieces are produced differently from each other with shade and design variation.

Pour rapprocher ce produit de l'aspect naturel et définir un concept esthétique équilibré, des pièces différentes entre elles en termes de tonalité et de design sont produites.

Um dieses Produkt so natürlich wie möglich und im Sinne einer ausgewogenen Ästhetik zu gestalten, werden die einzelnen Stücke in unterschiedlichen Farbtönungen und Mustern hergestellt.



Trace Beige
60x60 M124
60x60R M211



Trace Beige
45x45 M114
45x45R M205



Trace Beige
30x60 M116
30x60R M206




Mosaic Trace Beige
(4,5x4,5)
30x30 M311




Trace Decor 30 Beige
30x30 U431



Trace Grey
60x60 M124
60x60R M211



Trace Grey
45x45 M114
45x45R M205



Trace Grey
30x60 M116
30x60R M206



Mosaic Trace Grey
(4,5x4,5)
30x30 M311



Trace Decor 30 Grey
30x30 U431




Trace Black
60x60 M124
60x60R M211



Trace Black
45x45 M114
45x45R M205



Trace Black
30x60 M116
30x60R M206



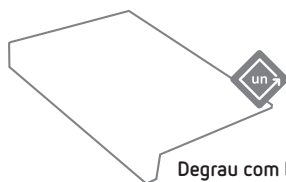
Mosaic Trace Black
(4,5x4,5)
30x30 M311



Trace Decor 30 Black
30x30 U431

Degrau e rodapé

Step and skirting
Nez de marche et plinthe
Stufe und Sockelleiste



Degrau com bordo Trace⁽¹⁾
30x60 U517
30x60R U518



Degrau Trace⁽¹⁾
30x60 U424



Rodapé Trace⁽¹⁾
8x60 U409
8x60R U411
8x45 U406
8x45R U407

(1) Disponível em todas as cores | Available in all colours | Disponible sur toutes les couleurs | In allen Farben verfügbar

Tabela de embalagem e paletização | Porcelânico

Packing list | Porcelain tiles

Emballage et palettisation | Grès cérame

Verpackung und Palettierung | Feinsteinzeug

Formato (cm) Size Format	Espessura (mm) Thickness Épaisseur Dicke	Caixa Box Boîte Karton			Paleta Pallet Palette Palette			
		Peças Pieces Pièces Teile	M ² Aprox. Sqm Approx. M ² Approx. ca. M ²	Kg	Caixas Boxes Boîtes Kartons	M ² Aprox. Sqm Approx. M ² Approx. ca. M ²	Kg	Dimensões Dimensions Dimension Abmessungen
60x60	9.5	3	1.10	23.13	40	44.00	950	1200x800x755
60x60R	9.5	3	1.07	22.67	44	47.08	1020	1200x800x745
45x45	8	6	1.24	21.38	66	81.84	1428	1200x800x1050
45x45R	8	6	1.20	20.55	66	79.20	1385	1200x800x1040
30x60	7.8	8	1.47	24.84	40	58.80	1013	1200x800x755
30x60R	7.8	8	1.43	23.93	40	57.20	975	1200x800x745
30x30 Mosaic	7.8	11	1.00	15.98	30	30.00	499	1200x800x640
8x60*	7.8	13	7.80	10.60	96	748.80	1018	1120x950x810
8x60R*	7.8	13	7.80	10.20	96	748.80	994	1120x950x810
8x45*	8	32	14.40	19.42	56	806.40	1087	1120x950x810
8x45R*	8	32	14.40	18.90	56	806.40	1062	1120x950x810

*Rodapé / Skirting / Plinthe / Sockelleiste
Metros lineares / Linear meters / Mètres linéaires / Laufende Meter






Trace White
30x90R M217



Trace White Rev
30x60 M113
30x60R M205



Blend White
30x60 U502



Spark White
30x60R U505



Trace White
25x40 M109



Trace Frame S White
25x40 M117



Listelo Sem Fim
Trace Mix
5x30 U412



Mosaic Trace Mix 1 Rev
(1,5x4,5)
30x30 M326



Trace Mix 1 Bold Sem Fim
30x30⁽¹⁾ U428

[1] 22 peças por m²/ 22 pieces per sqm/ 22 pièces par m²/ 22 teile pro m²



Trace Beige
30x90R M217



Trace Beige Rev
30x60 M113
30x60R M205



Blend Beige
30x60 U502



Spark Beige
30x60R U505



Trace Beige
25x40 M109



Trace Frame S Beige
25x40 M117



Listelo Sem Fim
Trace Mix
5x30 U412




Mosaic Trace Mix 1 Rev
(1,5x4,5)
30x30 M326




Trace Mix 1 Bold Sem Fim
30x30⁽¹⁾ U428




Trace Grey
30x90R M217



Trace Grey Rev
30x60 M113
30x60R M205



Blend Grey
30x60 U502



Spark Grey
30x60R U505




Trace Grey
25x40 M109



Trace Frame S Grey
25x40 M117



Listelo Sem Fim
Trace Mix
5x30 U412




Mosaic Trace Mix 2 Rev
(1,5x4,5)
30x30⁽¹⁾ M326




Trace Mix 2 Bold Sem Fim
30x30⁽¹⁾ U428

[1] 22 peças por m²/ 22 pieces per sqm/ 22 pièces par m²/ 22 teile pro m²



Trace Black
30x90R M217




Trace Black Rev
30x60 M113
30x60R M205




Blend Black
30x60 U502



Spark Black
30x60R U505




Trace Black
25x40 M109



Trace Frame S Black
25x40 M117



Listelo Sem Fim
Trace Mix
5x30 U412



Mosaic Trace Mix 2 Rev
(1,5x4,5)
30x30 M326



Trace Mix 2 Bold Sem Fim
30x30^[1] U428

[1] 22 peças por m²/ 22 pieces per sqm/ 22 pièces par m²/ 22 teile pro m²



Trace Black 30x90R | Trace Black 60x60R

Tabela de embalagem e paletização | Revestimento de Pasta Branca

Packing list | White body wall tiles

Emballage et palettisation | Faïence en pâte blanche

Verpackung und Palettierung | Weißscherbige Wandfliesen

Formato (cm) Size Format	Espessura (mm) Thickness Épaisseur Dicke	Caixa Box Boîte Karton			Paleta Pallet Palette Palette			Dimensões Dimensions Dimension Abmessungen
		Peças Pieces Pièces Teile	M ² Aprox. Sqm Approx. M ² Approx. ca. M ²	Kg	Caixas Boxes Boîtes Kartons	M ² Aprox. Sqm Approx. M ² Approx. ca. M ²	Kg	
30x90R	12	3	0.80	14.89	38	30.40	620	1200x800x760
30x60	9.5	6	1.13	19.15	40	45.20	793	1200x800x755
30x60R	9.5	6	1.07	17.50	40	42.80	720	1200x800x745
25x40	9	10	1.00	15.75	72	72.00	1159	1200x800x905
30x30 Mosaic	9.5	11	1.00	15.67	30	30.00	490	1200x800x735



4 Formatos Sizes Formats Formate


Porcelânico

Porcelain tiles
Grès cérame
Feinsteinzeug



Complementos

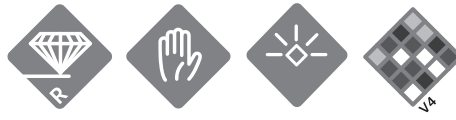
Decorative pieces
Pièces décoratives
Formteilen



8x60/8x60R
3¹/₅"x24" / 3¹/₅"x24"R

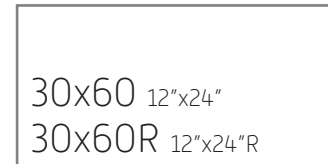
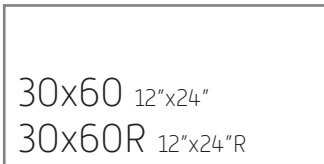

Revestimento de pasta branca

White body wall tiles
Revêtement en pâte blanche
Weisssscherbige Wandfliesen



Complementos

Decorative pieces
Pièces décoratives
Formteilen



7 Cores Colours Couleurs Farben



As cores apresentadas representam a amplitude cromática da série Metal Track. Confirme, nas páginas seguintes, as cores existentes por formato / tipologia de produto.
The colours shown indicate the span of the Metal Track series. Confirm the colours available per size/product type on the pages that follow.
Les couleurs présentées représentent l'amplitude chromatique de la série Metal Track. Confirmez dans les pages suivantes les couleurs existantes par format / typologie de produit.
Die dargestellten Farben zeigen das Farbenspektrum der Serie Metal Track. Bestätigen Sie bitte auf den nächsten Seiten die vorhandenen Farben je nach Format / Produkttypen.



METAL TRACK


Metal Track Beige 60x60R



Metal Track Beige
45x90R M220




Metal Track Beige
60x60 M131
60x60R M215



Metal Track Rust
45x90R M220



Metal Track Rust
60x60 M131
60x60R M215



Metal Track Brown
45x90R M220



Metal Track Brown
60x60 M131
60x60R M215





Metal Track Anthracite
45x90R M220



Metal Track Anthracite
60x60 M131
60x60R M215

Rodapé

Skirting
Plinthe
Sockelleiste



Rodapé Metal Track⁽¹⁾
8x60 U409
8x60R U411

(1) Disponível em todas as cores | Available in all colours | Disponible sur toutes les couleurs | Verfügbar in allen Farben

Tabela de embalagem e paletização | Porcelânico

Packing list | Porcelain tiles

Emballage et palettisation | Grès cérame

Verpackung und Palettierung | Feinsteinzeug


FORMATO (cm) Size Format	ESPESSURA (mm) Thickness Épaisseur Dicke	CAIXA Box Boîte Karton			Paleta Pallet Palette Palette			DIMENSÕES Dimensions Dimension Abmessungen
		PEÇAS Pieces Pièces Teile	M ² Aprox. Sqm Approx. M ² Approx. ca. M ²	Kg	CAIXAS Boxes Boîtes Kartons	M ² Aprox. Sqm Approx. M ² Approx. ca. M ²	Kg	
45x90R	10	3	1.21	26.52	29	35.09	785	1120x950x580
60x60	9.5	3	1.10	23.13	40	44.00	950	1200x800x755
60x60R	9.5	3	1.07	22.67	44	47.08	1020	1200x800x745
8x60	9.5	11	6.60	11.20	96	633.60	1097	1120x950x810
8x60R	9.5	11	6.60	10.84	96	633.60	1056	1120x950x810

METAL TRACK





Metal Track White
30x90R M212



Metal Track White
30x60 M117
30x60R M207



Metal Track Decor White
30x90R M215



Metal Track Decor White
30x60 M119
30x60R M208



Metal Track Beige
30x90R M212



Metal Track Beige
30x60 M117
30x60R M207



Metal Track Decor Beige
30x90R M215



Metal Track Decor Beige
30x60 M119
30x60R M208







Metal Track Light Grey
30x90R M212



Metal Track Light Grey
30x60 M117
30x60R M207



Metal Track Decor Light Grey
30x90R M215



Metal Track Decor Light Grey
30x60 M119
30x60R M208




Metal Track Dark Grey
30x90R M212



Metal Track Dark Grey
30x60 M117
30x60R M207



Metal Track Decor Dark Grey
30x90R M215



Metal Track Decor Dark Grey
30x60 M119
30x60R M208



Tabela de embalagem e paletização | Revestimento de pasta branca

Packing list | White body wall tiles

Emballage et palettisation | Revêtement en pâte blanche

Verpackung und Palettierung | Weisscherbige Wandfliesen

		CAIXA Box Boîte Karton			Paleta Pallet Palette Palette				
FORMATO (cm) Size Format	ESPESSURA (mm) Thickness Épaisseur Dicke	PEÇAS Pièces Pièces Teile	M ² Aprox. Sqm Approx. M ² Approx. ca. M ²	Kg	CAIXAS Boxes Boîtes Kartons	M ² Aprox. Sqm Approx. M ² Approx. ca. M ²	Kg	DIMENSÕES Dimensions Dimension Abmessungen	
30x90R	12	3	0.80	14.89	38	30.40	620	1200x800x760	
30x60	9.5	6	1.13	19.15	40	45.20	793	1200x800x755	
30x60R	9.5	6	1.07	17.50	40	42.80	720	1200x800x745	



1 Formato Size Format

Revestimento de pasta branca

White body wall tiles
Faïence en pâte blanche
Weißscherbige Wandfliesen



Complementos

Special pieces
Pièces spéciales
Formteile



4 Cores Colours Couleurs Farben



SILVER



STR. LIGHT SILVER



WHITE



STR. WHITE PEARL







Tea Rose Silver
30x90R M222




Tea Rose Str. Light Silver
30x90R M222



Pastilha Tea Rose Silver
(2,5x2,5)
30x30 M324



Pastilha Tea Rose Str.
Light Silver (2,5x2,5)
30x30 M324



Pastilha Tea Rose
Silver Mix (2,5x2,5)
30x30 M324

Mix & Match

Carbon
Pág. 136




Trace
Pág. 88



Mood
Pág. 168




Tea Rose Silver 30x90R | Tea Rose Str. Light Silver 30x90R




Tea Rose White
30x90R M222




Tea Rose Str. White Pearl
30x90R M222



Pastilha Tea Rose White
(2,5x2,5)
30x30 M324




Pastilha Tea Rose Str.
White Pearl (2,5x2,5)
30x30 M324



Pastilha Tea Rose
White Mix (2,5x2,5)
30x30 M324

Mix & Match



Way
Pág. 70

Infinity
Pág. 54

Time
Pág. 222

Tabela de embalagem e paletização

Packing list

Emballage et palettisation

Verpackung und Palettierung


Formato (cm) Size Format	Espessura (mm) Thickness Épaisseur Dicke	Caixa Box Boîte Karton			Paleta Pallet Pallette Palette			Dimensões Dimensions Dimension Abmessungen
		Peças Pieces Pièces Teile	M ² Aprox. Sqm Approx. M ² Approx. ca. M ²	Kg	Caixas Boxes Boîtes Kartons	M ² Aprox. Sqm Approx. M ² Approx. ca. M ²	Kg	
30x90R	12	3	0.80	14.89	38	30.40	620	1200x800x760
30x30 Pastilha	12	11	1.00	15.00	30	30.00	470	1200x800x800



2 Formatos Sizes Formats Formate

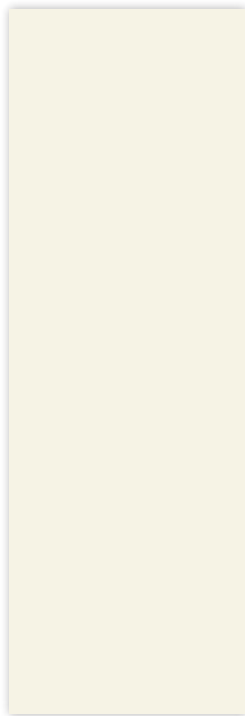
Revestimento de pasta branca

White body wall tiles
Faïence en pâte blanche
Weißscherbige Wandfliesen




2 Cores Colours Couleurs Farben

Mix & Match

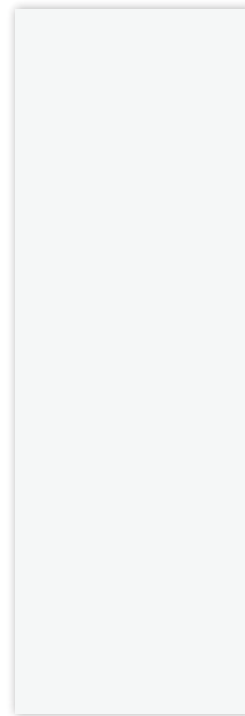



Roubion Cristal Pérola
30x90R M217

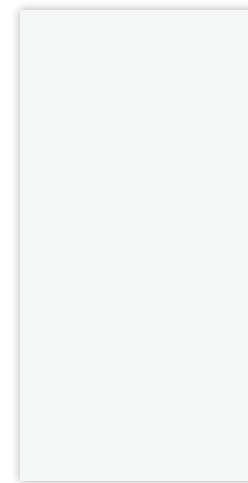


Roubion Cristal Pérola
30x60R M207

Mix & Match



Roubion Cristal Branco
30x90R M217



Roubion Cristal Branco
30x60R M207

113

Tabela de embalagem e paletização

Packing list

Emballage et palettisation

Verpackung und Palettierung

Formato (cm) Size Format	Espessura (mm) Thickness Épaisseur Dicke	Caixa Box Boîte Karton			Paleta Pallet Palette Palette			Dimensões Dimension Abmessungen
		Peças Pieces Pièces Teile	M ² Aprox. Sqm Approx. M ² Approx. ca. M ²	Kg	Caixas Boxes Boîtes Kartons	M ² Aprox. Sqm Approx. M ² Approx. ca. M ²	Kg	
30x90R	12	3	0.80	14.89	38	30.40	620	1200x800x760
30x60R	9.5	6	1.07	17.50	40	42.80	720	1200x800x745




3 Formatos Sizes Formats Formate

Revestimento de pasta branca

White body wall tiles
Faïence en pâte blanche
Weißscherbige Wandfliesen

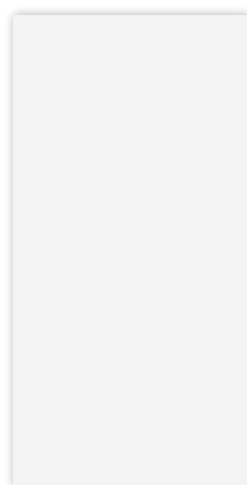


30x90 12"x36" 30x90R 12"x36"R	30x60 12"x24" 30x60R 12"x24"R	25x40 10"x16"
----------------------------------	----------------------------------	------------------




St. Moritz

30x90 Brilho M136
30x90R Brilho M217
30x90 Mate M136
30x90R Mate M217



Branco

30x60 Brilho M112
30x60R Brilho M204
30x60 Mate M112
30x60R Mate M204



Branco

25x40 Brilho M108
25x40 Mate M108



Mix & Match

Live
Pág. 154

Quartz Wood
Pág. 162

Born Stone
Pág. 184



Meia-Cana Metálica
1x30 U408



Filete Metálico
1,5x30 U411



Filete Metálico
1,5x25 U410



Filete Metálico
0,5x30 U410



Filete Metálico
0,5x25 U409



Tabela de embalagem e paletização

Packing list Emballage et palettisation Verpackung und Palettierung		Caixa Box Boîte Karton			Paleta Pallet Palette Palette			
Formato (cm) Size Format	Espessura (mm) Thickness Épaisseur Dicke	Peças Pieces Pièces Teile	M ² Aprox. Sqm Approx. M ² Approx. ca. M ²	Kg	Caixas Boxes Boîtes Kartons	M ² Aprox. Sqm Approx. M ² Approx. ca. M ²	Kg	Dimensões Dimensions Dimension Abmessungen
30x90	12	3	0.85	16.63	56	47.60	963	1200x1000x770
30x90R	12	3	0.80	14.89	38	30.40	620	1200x800x760
30x60	9.5	6	1.13	19.15	40	45.20	793	1200x800x755
30x60R	9.5	6	1.07	17.50	40	42.80	720	1200x800x745
25x40	8	10	1.00	14.08	72	72.00	1036	1200x800x905



3 Formatos Sizes Formats Formate

Revestimento de pasta branca

White body wall tiles
Faïence en pâte blanche
Weißscherbige Wandfliesen



Complementos

Special pieces
Pièces spéciales
Formteile

30x90R 12"x36"R

25x40

10"x16"

30x60 12"x24"

30x60R 12"x24"R

25x40

10"x16"

3 Cores Colours Couleurs Farben




WHITE




PEARL



GREY



Coral White
30x90R M222



Coral White
30x60 M117
30x60R M207



Coral White
25x40 M113




Coral Decor White
25x40 M120



Coral Pearl
30x90R M222



Coral Pearl
30x60 M117
30x60R M207



Coral Pearl
25x40 M113



Coral Decor Pearl
25x40 M120

Mix & Match

Naprec
Pág. 232



Carbon
Pág. 136



Mystic
Pág. 150



Mix & Match

Mood
Pág. 168



Trace
Pág. 88



Purple Stone
Pág. 206





Coral Grey
30x90R M222



Coral Grey
30x60 M117
30x60R M207



Coral Grey
25x40 M113



Coral Decor Grey
25x40 M120

Mix & Match

Live
Pág. 154

Time
Pág. 222

Metal Track
Pág. 98



Meia-Cana Metálica
1x30 U408



Filete Metálico
1,5x25 U410



Filete Metálico
1,5x30 U411



Filete Metálico
0,5x25 U409



Filete Metálico
0,5x30 U410

Tabela de embalagem e paletização

Packing list

Emballage et palettisation

Verpackung und Palettierung

Formato (cm) Size Format	Espessura (mm) Thickness Épaisseur Dicke	Caixa Box Boîte Karton			Paleta Pallet Palette Palette			Dimensões Dimensions Dimension Abmessungen
		Peças Pieces Pièces Teile	M ² Aprox. Sqm Approx. M ² Approx. ca. M ²	Kg	Caixas Boxes Boîtes Kartons	M ² Aprox. Sqm Approx. M ² Approx. ca. M ²	Kg	
30x90R	12	3	0.80	14.89	38	30.40	620	1200x800x760
30x60	9.5	6	1.13	19.15	40	45.20	793	1200x800x755
30x60R	9.5	6	1.07	17.50	40	42.80	720	1200x800x745
25x40	8	10	1.00	14.08	72	72.00	1036	1200x800x905



2 Formatos Sizes Formats Formate

Revestimento de pasta branca

White body wall tiles
Faïence en pâte blanche
Weißscherbige Wandfliesen



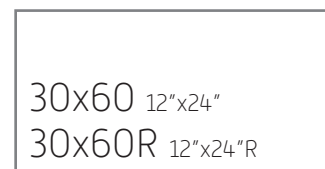
Complementos

Decorative pieces
Pièces décoratives
Formteilen



15x30 6"x12"

Retro Chic 15x30 também está disponível no SIB (Pág. 280)
Retro Chic 15x30 is also available in SIB (p. 280)
Retro Chic 15x30 est également disponible avec la finition SIB (page 280)
Retro Chic 15x30 ist auch erhältlich im Kleinformat SIB (Seite 280)



Com o intuito de potenciar o efeito "brick" no formato 15x30, as peças apresentam ao longo das suas 4 arestas efeitos de cunho e gráfica, que as distinguem do formato 30x60.
To enhance the brick effect for the 15x30 size, the pieces have structural and graphic effects along their 4 edges, which distinguish them from the 30x60 size.
Dans le but de renforcer l'effet « brick » dans le format 15x30, les pièces présentent le long de leurs 4 arêtes des effets graphiques et d'empreinte, qui les distinguent du format 30x60.
Um den "Backsteincharakter" beim Format 15x30 zu unterstreichen, weisen die Teile entlang ihrer 4 Kanten Prägeeffekte und graphische Effekte auf, die sie vom Format 30x60 unterscheiden.

4 Cores Colours Couleurs Farben



WHITE



GOLD



ANTHRACITE



BLUE

As cores apresentadas representam a amplitude cromática da série Retro Chic. Confirme, nas páginas seguintes, as cores existentes por formato / tipologia de produto.
The colours shown indicate the span of the Retro Chic series. Confirm the colours available per size/product type on the pages that follow.
Les couleurs présentées représentent l'amplitude chromatique de la série Retro Chic. Confirmez dans les pages suivantes les couleurs existantes par format/typologie de produit.
Die dargestellten Farben zeigen das Farbenspektrum der Serie Retro Chic. Bestätigen Sie bitte auf den nächsten Seiten die vorhandenen Farben je nach Format/Produkttypen.



Retro Chic White 30x60R | Retro Chic Decor White 30x60R



Retro Chic White
30x60 M114
30x60R M206



Retro Chic Decor White
30x60 M119
30x60R M208



Retro Chic White
15x30 M115



Retro Chic White 30x60R | Retro Chic Decor White 30x60R | Everlane Beige 60x60R





Retro Chic Gold
30x60 M114
30x60R M206




Retro Chic Decor Gold
30x60 M119
30x60R M208




Retro Chic Gold
15x30 M115



Retro Chic Anthracite
30x60 M114
30x60R M206



Retro Chic Decor Anthracite
30x60 M119
30x60R M208



Retro Chic Anthracite
15x30 M115



Retro Chic Blue
15x30 M115

Mix & Match




Tabela de embalagem e paletização


Packing list Emballage et palettisation Verpackung und Palettierung		Caixa Box Boîte Karton			Paleta Pallet Palette			
Formato (cm) Size Format	Espessura (mm) Thickness Épaisseur Dicke	Peças Pieces Pièces Teile	M ² Aprox. Sqm Approx. M ² Approx. ca. M ²	Kg	Caixas Boxes Boîtes Kartons	M ² Aprox. Sqm Approx. M ² Approx. ca. M ²	Kg	Dimensões Dimensions Dimension Abmessungen
30x60	9.5	6	1.13	19.15	40	45.20	793	1200x800x755
30x60R	9.5	6	1.07	17.50	40	42.80	720	1200x800x745
15x30	7	21	0.95	10.55	85	80.75	949	1200x800x870



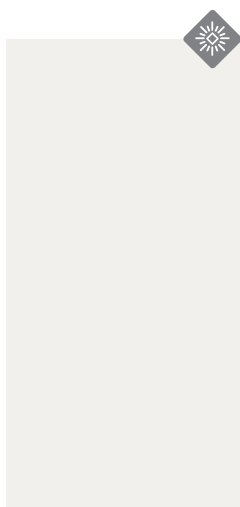
1 Formato Size Format

Revestimento de pasta branca

White body wall tiles
Faïence en pâte blanche
Weißscherbige Wandfliesen



Pergamon Mate
30x60 M113



Pergamon Brilho
30x60 M113

Mix & Match

Twenties
Pág. 254

Impetus
Pág. 194

Mystic
Pág. 150



Meia-Cana Metálica
1x30 U408



Filete Metálico
1,5x30 U411



Filete Metálico
0,5x30 U410

Tabela de embalagem e paletização

Packing list
Emballage et palettisation
Verpackung und Palettierung

Formato (cm) Size Format	Espessura (mm) Thickness Épaisseur Dicke	Caixa Box Boîte Karton			Paleta Pallet Palette Palette			Dimensões Dimensions Dimension Abmessungen
		Peças Pieces Pièces Teile	M ² Aprox. Sqm Approx. M ² Approx. ca. M ²	Kg	Caixas Boxes Boîtes Kartons	M ² Aprox. Sqm Approx. M ² Approx. ca. M ²	Kg	
30x60	9,5	6	1.13	19.15	40	45.20	793	1200x800x755



2 Formatos Sizes Formats Formate

Revestimento de pasta branca

White body wall tiles
Faïence en pâte blanche
Weißscherbige Wandfliesen



Complementos

Special pieces
Pièces spéciales
Formteile

30x60 12"x24"
30x60R 12"x24"R

25x40
10"x16"

25x40
10"x16"

6 Cores Colours Couleurs Farben



WHITE



BEIGE



BLUE



RED




BROWN



GREY



Shell Mosaic Blue 25x40 | Shell Blue 30x60R



Shell White
30x60 M117
30x60R M207



Shell Beige
30x60 M117
30x60R M207



Shell White
25x40 M113



Shell Frame White
25x40 M120



Shell Mosaic White
25x40 M120



Shell Beige
25x40 M113



Shell Frame Beige
25x40 M120



Shell Mosaic Beige
25x40 M120



Shell Brown
30x60 M117
30x60R M207



Shell Grey
30x60 M117
30x60R M207




Shell Brown
25x40 M113



Shell Frame Brown
25x40 M120




Shell Mosaic Brown
25x40 M120



Shell Grey
25x40 M113



Shell Frame Grey
25x40 M120



Shell Mosaic Grey
25x40 M120






Shell Blue
30x60 M117
30x60R M207




Shell Red
30x60 M121
30x60R M209



Shell Blue
25x40 M113



Shell Frame Blue
25x40 M120



Shell Mosaic Blue
25x40 M120



Shell Red
25x40 M117



Shell Frame Red
25x40 M124



Shell Mosaic Red
25x40 M124



Shell Frame Red 25x40


Tabela de embalagem e paletização

Packing list

Emballage et palettisation

Verpackung und Palettierung

Formato (cm) Size Format	Espessura (mm) Thickness Épaisseur Dicke	Caixa Box Boîte Karton			Paleta Pallet Palette Palette			
		Peças Pieces Pièces Teile	M ² Aprox. Sqm Approx. M ² Approx. ca. M ²	Kg	Caixas Boxes Boîtes Kartons	M ² Aprox. Sqm Approx. M ² Approx. ca. M ²	Kg	Dimensões Dimensions Dimension Abmessungen
30x60	9.5	6	1.13	19.15	40	45.20	793	1200x800x755
30x60R	9.5	6	1.07	17.50	40	42.80	720	1200x800x745
25x40	9	10	1.00	15.75	72	72.00	1159	1200x800x905



Resistência e versatilidade são as palavras de ordem. Todas estas séries são adequadas tanto para pavimentos como para revestimentos interiores e exteriores. Por isso, não tem de se preocupar com pormenores técnicos, só em escolher o estilo certo.

Strength and versatility are the key words. All of these ranges are suitable both for wall and floor covering, and for indoor and outdoor application. So there's no need to worry about the technical specifications, simply choose the right style.

Résistance et polyvalence sont les mots d'ordre. Toutes ces séries sont appropriées aussi bien pour les revêtements de sol que pour les revêtements muraux, intérieurs et extérieurs. Vous n'avez donc pas besoin de vous préoccuper des détails techniques, uniquement de choisir le bon style.


Widerstandsfähigkeit und Vielseitigkeit sind die Kernbegriffe. All diese Serien eignen sich sowohl für Böden und Wände im Innen- und Außenbereich. Sorgen um technische Einzelheiten sind deshalb unnötig. Sie brauchen einfach nur den gewünschten Stil auszuwählen.





2 Formatos Sizes Formats Formate

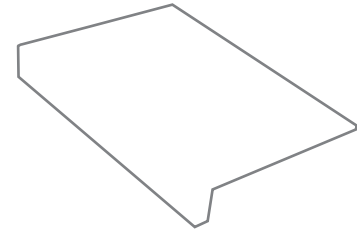
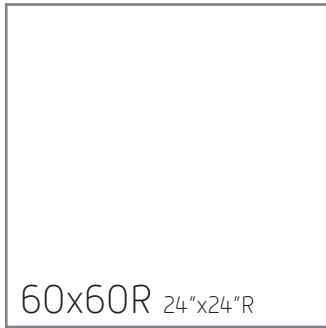
Porcelânico
Porcelain tiles
Grès cérame
Feinsteinzeug



Dupla carga
Double loading
Double chargement
Doppelte Ladung

Complementos

Decorative pieces
Pièces décoratives
Formteile



30x60R 12"x24"R



8x60R 3^{1/5}"x24"R

4 Cores Colours Couleurs Farben



Para aproximar este produto ao natural e definir um conceito estético equilibrado, produzem-se peças diferentes entre si em tonalidade e desenho.
In order to obtain a natural effect and balanced aesthetic concept, pieces are produced differently from each other with shade and design variation.
Pour rapprocher ce produit de l'aspect naturel et définir un concept esthétique équilibré, des pièces différentes entre elles en termes de tonalité et de design sont produites.
Um dieses Produkt so natürlich wie möglich und im Sinne einer ausgewogenen Ästhetik zu gestalten, werden die einzelnen Stücke in unterschiedlichen Farbtönungen und Mustern hergestellt.




Epicus Grey

60x60R M215
60x60R Polished M228




Epicus Anthracite

60x60R M215
60x60R Polished M228



Epicus Grey

30x60R M215
30x60R Polished M228



Epicus Anthracite

30x60R M215
30x60R Polished M228




Epicus Anthracite 60x60R Polished




Epicus White
60x60R M215
60x60R Polished M228



Epicus Sand
60x60R M215
60x60R Polished M228



Epicus White
30x60R M215
30x60R Polished M228

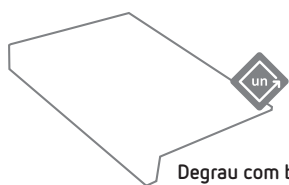


Epicus Sand
30x60R M215
30x60R Polished M228



Degrau e rodapé

Step and skirting
Nez de marche et plinthe
Stufe und Sockelleiste



Degrau com bordo Epicus⁽¹⁾
30x60R U521
30x60R Polished U524



Rodapé Epicus⁽¹⁾
8x60R U413
8x60R Polished U415



(1) Disponível em todas as cores | Available in all colours | Disponible sur toutes les couleurs | In allen Farben verfügbar

Tabela de embalagem e paletização | Porcelânico

Packing list | Porcelain tiles

Emballage et palettisation | Grès cérame

Verpackung und Palettierung | Feinsteinzeug

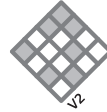
Formato (cm) Size Format	Espessura (mm) Thickness Épaisseur Dicke	Caixa Box Boîte Karton			Paleta Pallet Pallette Palette			Dimensões Dimensions Dimension Abmessungen
		Peças Pieces Pièces Teile	M ² Aprox. Sqm Approx. M ² Approx. ca. M ²	Kg	Caixas Boxes Boîtes Kartons	M ² Aprox. Sqm Approx. M ² Approx. ca. M ²	Kg	
60x60R	11	3	1.07	27.00	32	34.24	900	1200x800x745
60x60R Polished	10.5	3	1.07	25.00	32	34.24	830	1200x800x745
30x60R	11	6	1.07	25.86	40	42.80	1060	1200x800x745
30x60R Polished	10.5	6	1.07	25.00	40	42.80	980	1200x800x745
8x60R*	11	10	6.00	11.92	95	576	1144	1120x950x810

*Rodapé / Skirting / Plinthe / Sockelleiste
Metros lineares / Linear meters / Mètres linéaires / Laufende Meter



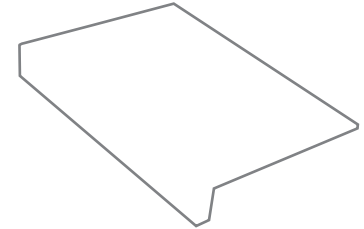
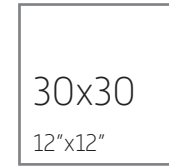
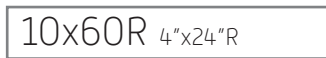
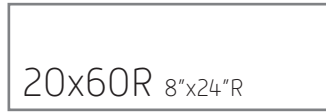
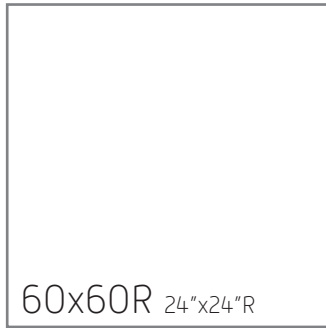
5 Formatos Sizes Formats Formate

Porcelânico
Porcelain tiles
Grès cérame
Feinsteinzeug



Dupla carga
Double loading
Double chargement
Doppelte Ladung

Complementos
Decorative pieces
Pièces décoratives
Formteile





30x60R 12"x24"R



10x60R 4"x24"R

Os produtos "polished" e "soft" não têm características de anti-escorregamento pelo que se aconselha a correta seleção dos espaços a utilizar.
The "polished" and "soft" products are not anti-slip and care should therefore be taken in choosing where to use them
Les produits "polished" et "soft" n'ont aucune caractéristique antidérapante. Il est donc conseillé de bien sélectionner les espaces où les utiliser.
"Polished" und "Soft" Produkte weisen keine rutschhemmenden Eigenschaften auf. Daher empfiehlt sich die richtige Auswahl der Anwendungsbereiche.

8 Cores Colours Couleurs Farben



SOFT



Carbon Soft Sand
60x60R M220



Carbon Soft Sand
30x60R M220


POLISHED



Carbon Polished Sand
60x60R M232



Carbon Polished Sand
30x60R M232




Pastilha Mix Carbon
Sand (4,5x4,5*)
30x30 M317
Composta por | Composed of |
Composée de | Bestehend aus:
Matt / Polished / Structured
* Altura variável | Variable height
Hauteur variable | Unterschiedliche Höhen

MATT




Carbon Matt Sand
60x60R M218




Carbon Matt Sand
20x60R M226



Carbon Matt Sand
30x60R M218



Carbon Matt Sand
15x60R M228



Carbon Matt Sand
10x60R M230

STRUCTURED



Carbon Structured Sand
60x60R M218



Carbon Structured Sand
20x60R M226



Carbon Structured Sand
30x60R M218



Carbon Structured Sand
15x60R M228



Carbon Structured Sand
10x60R M230

R9
A
Classe 1
Wet ≥ 38
Dry ≥ 59

R11
A+B
Classe 3
Wet ≥ 55
Dry ≥ 64




Carbon Soft Titanium
60x60R M220




Carbon Soft Titanium
30x60R M220



Carbon Polished Titanium
60x60R M232



Carbon Polished Titanium
30x60R M232



Pastilha Mix Carbon Titanium (4,5x4,5*)
30x30 M317
Composta por | Composed of |
Composée de | Bestehend aus:
Matt / Polished / Structured
* Altura variável | Variable height
Hauteur variable | Unterschiedliche Höhen



Carbon Matt Titanium
60x60R M218



Carbon Matt Titanium
20x60R M226



Carbon Matt Titanium
30x60R M218



Carbon Matt Titanium
15x60R M228




Carbon Matt Titanium
10x60R M230



Carbon Structured Titanium
60x60R M218



Carbon Structured Titanium
20x60R M226



Carbon Structured Titanium
30x60R M218




Carbon Structured Titanium
15x60R M228



Carbon Structured Titanium
10x60R M230

SOFT



Carbon Soft Gold
60x60R M220



Carbon Soft Gold
30x60R M220


POLISHED



Carbon Polished Gold
60x60R M232



Carbon Polished Gold
30x60R M232



Pastilha Mix Carbon Gold (4,5x4,5*)
30x30 M317
Composta por | Composed of |
Composée de | Bestehend aus:
Matt/Polished/Structured
* Altura variável | Variable height
Hauteur variable | Unterschiedliche Höhen

140

MATT

R9
A
Classe 1
Wet ≥ 38
Dry ≥ 59



Carbon Matt Gold
60x60R M218



Carbon Matt Gold
20x60R M226



Carbon Matt Gold
30x60R M218



Carbon Matt Gold
15x60R M228



Carbon Matt Gold
10x60R M230

STRUCTURED


R11
A+B
Classe 3
Wet ≥ 55
Dry ≥ 64



Carbon Structured Gold
60x60R M218



Carbon Structured Gold
20x60R M226



Carbon Structured Gold
30x60R M218



Carbon Structured Gold
15x60R M228



Carbon Structured Gold
10x60R M230



SOFT



Carbon Soft Earth
60x60R M224




Carbon Soft Earth
30x60R M224


POLISHED



Carbon Polished Earth
60x60R M236




Carbon Polished Earth
30x60R M236



Pastilha Mix Carbon
Earth (4,5x4,5*)
30x30 M317
Composta por | Composed of |
Composée de | Bestehend aus:
Matt/Polished/Structured
* Altura variável | Variable height
Hauteur variable | Unterschiedliche Höhen

MATT




Carbon Matt Earth
60x60R M222



Carbon Matt Earth
20x60R M230



Carbon Matt Earth
15x60R M232



Carbon Matt Earth
30x60R M222




Carbon Matt Earth
10x60R M234

STRUCTURED




Carbon Structured Earth
60x60R M222



Carbon Structured Earth
20x60R M230



Carbon Structured Earth
15x60R M232



Carbon Structured Earth
30x60R M222




Carbon Structured Earth
10x60R M234

R9
A
Classe 1
Wet ≥ 38
Dry ≥ 59

R11
A+B
Classe 3
Wet ≥ 55
Dry ≥ 64



SOFT




Carbon Soft Silver
60x60R M220



Carbon Soft Silver
30x60R M220


POLISHED



Carbon Polished Silver
60x60R M232



Carbon Polished Silver
30x60R M232



Pastilha Mix Carbon
Silver (4,5x4,5*)
30x30 M317
Composta por | Composed of |
Composée de | Bestehend aus:
Matt/Polished/Structured
* Altura variável | Variable height
Hauteur variable | Unterschiedliche Höhen

144

MATT



Carbon Matt Silver
60x60R M218



Carbon Matt Silver
20x60R M226



Carbon Matt Silver
30x60R M218



Carbon Matt Silver
15x60R M228



Carbon Matt Silver
10x60R M230

R9
A
Classe 1
Wet ≥ 38
Dry ≥ 59


STRUCTURED




Carbon Structured Silver
60x60R M218



Carbon Structured Silver
20x60R M226



Carbon Structured Silver
30x60R M218



Carbon Structured Silver
15x60R M228



Carbon Structured Silver
10x60R M230


R11
A+B
Classe 3
Wet ≥ 55
Dry ≥ 64



Carbon Soft Tan
60x60R M220




Carbon Soft Tan
30x60R M220



Carbon Polished Tan
60x60R M232



Carbon Polished Tan
30x60R M232



Pastilha Mix Carbon Tan (4,5x4,5*)
30x30 M317
Composta por | Composed of |
Composée de | Bestehend aus:
Matt / Polished / Structured
* Altura variável | Variable height
Hauteur variable | Unterschiedliche Höhen



Carbon Matt Tan
60x60R M218



Carbon Matt Tan
20x60R M226



Carbon Matt Tan
30x60R M218



Carbon Matt Tan
15x60R M228



Carbon Matt Tan
10x60R M230



Carbon Structured Tan
60x60R M218



Carbon Structured Tan
20x60R M226



Carbon Structured Tan
30x60R M218



Carbon Structured Tan
15x60R M228




Carbon Structured Tan
10x60R M230

SOFT



Carbon Soft Lead
60x60R M220



Carbon Soft Lead
30x60R M220


POLISHED



Carbon Polished Lead
60x60R M232




Carbon Polished Lead
30x60R M232



Pastilha Mix Carbon
Lead (4,5x4,5*)
30x30 M317
Composta por | Composed of |
Composée de | Bestehend aus:
Matt/Polished/Structured
* Altura variável | Variable height
Hauteur variable | Unterschiedliche Höhen

MATT



Carbon Matt Lead
60x60R M218



Carbon Matt Lead
20x60R M226



Carbon Matt Lead
15x60R M228



Carbon Matt Lead
10x60R M230

STRUCTURED



Carbon Structured Lead
60x60R M218



Carbon Structured Lead
20x60R M226




Carbon Structured Lead
15x60R M228



Carbon Structured Lead
10x60R M230

R9
A
Classe 1
Wet ≥ 38
Dry ≥ 59

R11
A+B
Classe 3
Wet ≥ 55
Dry ≥ 64



Carbon Soft Graphite
60x60R M220




Carbon Soft Graphite
30x60R M220



Carbon Polished Graphite
60x60R M232



Carbon Polished Graphite
30x60R M232



Pastilha Mix Carbon Graphite (4,5x4,5*)
30x30 M317
Composta por | Composed of |
Composée de | Bestehend aus:
Matt / Polished / Structured
* Altura variável | Variable height
Hauteur variable | Unterschiedliche Höhen



Carbon Matt Graphite
60x60R M218



Carbon Matt Graphite
20x60R M226




Carbon Matt Graphite
30x60R M218




Carbon Matt Graphite
15x60R M228



Carbon Matt Graphite
10x60R M230



Carbon Structured Graphite
60x60R M218



Carbon Structured Graphite
20x60R M226



Carbon Structured Graphite
30x60R M218



Carbon Structured Graphite
15x60R M228



Carbon Structured Graphite
10x60R M230



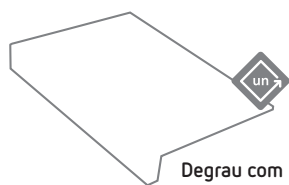
CARBON



Carbon Matt Graphite 60x60R

Degrau e rodapé

Step and skirting
Nez de marche et plinthe
Stufe und Sockelleiste



Degrau com bordo Carbon⁽¹⁾

30x60R Soft	U523
30x60R Polished	U524
30x60R Matt	U521
30x60R Structured	U521



Rodapé Carbon⁽¹⁾

10x60R Soft	U418
10x60R Polished	U419
10x60R Matt	U417
10x60R Structured	U417



(1) Disponível em todas as cores | Available in all colours | Disponible sur toutes les couleurs | In allen Farben verfügbar

Tabela de embalagem e paletização

Packing list
Emballage et palettisation
Verpackung und Palettierung

Formato (cm) Size Format	Espessura (mm) Thickness Épaisseur Dicke	Caixa Box Boîte Karton			Paleta Pallet Palette Palette			Dimensões Dimensions Dimension Abmessungen
		Peças Pieces Pièces Teile	M ² Aprox. Sqm Approx. M ² Approx. ca. M ²	Kg	Caixas Boxes Boîtes Kartons	M ² Aprox. Sqm Approx. M ² Approx. ca. M ²	Kg	
60x60R Matt / Structured / Soft	11	3	1.07	27.00	32	34.24	900	1200x800x745
60x60R Polished	10.5	3	1.07	25.00	32	34.24	830	1200x800x745
30x60R Matt / Structured / Soft	11	6	1.07	25.86	40	42.80	1060	1250x800x745
30x60R Polished	10.5	6	1.07	25.00	40	42.80	980	1200x800x745
20x60R Matt / Structured	11	9	1.07	27.65	48	51.36	1360	1200x800x910
15x60R Matt / Structured	11	9	0.80	20.25	60	48.00	1235	1200x800x910
10x60R Matt / Structured	11	17	1.00	25.00	48	48.00	1235	1200x800x910
30x30 Pastilha Matt / Structured / Polished	11	11	1.00	21.00	30	30.00	630	1200x800x770
10x60R* Matt / Structured / Soft	11	17	10.20	24.00	23	234.60	552	1120x950x810
10x60R* Polished	10.5	17	10.20	23.50	23	234.60	540	1120x950x810

*Rodapé / Skirting / Plinthe / Sockelleiste
Metros lineares / Linear meters / Mètres linéaires / Laufende Meter



2 Formatos Sizes Formats Formate

Porcelânico

Porcelain tiles
Grès cérame
Feinsteinzeug

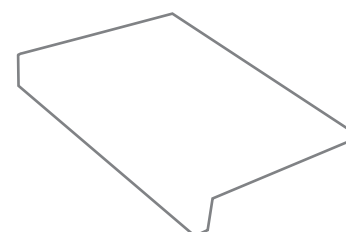



Dupla carga

Double loading
Double chargement
Doppelte Ladung

Complementos

Decorative pieces
Pièces décoratives
Formteile



30x60R 12"x24"R



8x60R 3 1/5"x24"R

4 Cores Colours Couleurs Farben



SUN



DAWN



RAIN



NIGHT

Para aproximar este produto ao natural e definir um conceito estético equilibrado, produzem-se peças diferentes entre si em tonalidade e desenho.

In order to obtain a natural effect and balanced aesthetic concept, pieces are produced differently from each other with shade and design variation.

Pour rapprocher ce produit de l'aspect naturel et définir un concept esthétique équilibré, des pièces différentes entre elles en termes de tonalité et de design sont produites.

Um dieses Produkt so natürlich wie möglich und im Sinne einer ausgewogenen Ästhetik zu gestalten, werden die einzelnen Stücke in unterschiedlichen Farbtönungen und Mustern hergestellt.



Mystic Sun
60x60R M216 R10 | A+B | Classe 1
Wet ≥ 54 Dry ≥ 65

60x60R Semi-Polido M219



Mystic Dawn
60x60R M216 R10 | A+B | Classe 1
Wet ≥ 54 Dry ≥ 65

60x60R Semi-Polido M219



Mystic Sun
30x60R M216 R10 | A+B | Classe 1
Wet ≥ 54 Dry ≥ 65

30x60R Semi-Polido M219




Mystic Dawn
30x60R M216 R10 | A+B | Classe 1
Wet ≥ 54 Dry ≥ 65

30x60R Semi-Polido M219



Pastilha Mystic
Sun Mix (4,5x4,5)
30x30 M317



Pastilha Mystic
Dawn Mix (4,5x4,5)
30x30 M317



Mystic Sun 60x60R




Mystic Rain
60x60R M216 R10 | A+B | Classe 1
Wet ≥ 54 Dry ≥ 65

60x60R Semi-Polido M219




Mystic Night
60x60R M216 R10 | A+B | Classe 1
Wet ≥ 54 Dry ≥ 65

60x60R Semi-Polido M219




Mystic Rain
30x60R M216 R10 | A+B | Classe 1
Wet ≥ 54 Dry ≥ 65

30x60R Semi-Polido M219




Mystic Night
30x60R M216 R10 | A+B | Classe 1
Wet ≥ 54 Dry ≥ 65

30x60R Semi-Polido M219



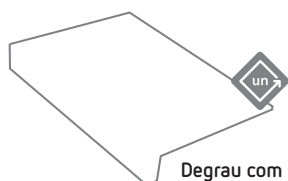
Pastilha Mystic
Rain Mix (4,5x4,5)
30x30 M317



Pastilha Mystic
Night Mix (4,5x4,5)
30x30 M317

Degrau e rodapé

Step and skirting
Nez de marche et plinthe
Stufe und Sockelleiste



Degrau com bordo Mystic⁽¹⁾
30x60R U521
30x60R Semi-Polido U523



Rodapé Mystic⁽¹⁾
8x60R U413
8x60R Semi-Polido U415

(1) Disponível em todas as cores | Available in all colours | Disponible sur toutes les couleurs | In allen Farben verfügbar

Tabela de embalagem e paletização

Packing list Emballage et palettisation Verpackung und Palettierung		Caixa Box Boîte Karton			Paleta Pallet Palette Palette			
Formato [cm] Size Format	Espessura [mm] Thickness Épaisseur Dicke	Peças Pieces Pièces Teile	M ² Aprox. Sqm Approx. M ² Approx. ca. M ²	Kg	Caixas Boxes Boîtes Kartons	M ² Aprox. Sqm Approx. M ² Approx. ca. M ²	Kg	Dimensões Dimensions Dimension Abmessungen
60x60R	11	3	1.07	27.00	32	34.24	900	1200x800x745
30x60R	11	6	1.07	25.86	40	42.80	1060	1200x800x745
30x30 Pastilha	11	11	1.00	21.00	30	30.00	630	1200x800x770
8x60R*	11	10	6.00	11.92	96	576.00	1144	1120x950x810

*Rodapé / Skirting / Plinthe / Sockelleiste
Metros lineares / Linear meters / Mètres linéaires / Laufende Meter



4 Formatos Sizes Formats Formate

Porcelânico
Porcelain tiles
Grès cérame
Feinsteinzeug



120x30R 48"x12"R

120x20R 48"x8"R

22x90R 9"x36"R


15x90R 6"x36"R

155

5 Cores Colours Couleurs Farben



WALNUT TREE




SUN WOOD



DEEP FOREST



GREY FOSSIL



WHITE RIVER

Para aproximar este produto ao natural e definir um conceito estético equilibrado, produzem-se peças diferentes entre si em tonalidade e desenho.

In order to obtain a natural effect and balanced aesthetic concept, pieces are produced differently from each other with shade and design variation.

Pour rapprocher ce produit de l'aspect naturel et définir un concept esthétique équilibré, des pièces différentes entre elles en termes de tonalité et de design sont produites.

Um dieses Produkt so natürlich wie möglich und im Sinne einer ausgewogenen Ästhetik zu gestalten, werden die einzelnen Stücke in unterschiedlichen Farbtönungen und Mustern hergestellt.



Live Walnut Tree
15x90R M213



Live Walnut Tree
22x90R M212



Live Walnut Tree
120x20R M219



Live Walnut Tree
120x30R M217



Live Walnut Tree 22x90R



Live Sun Wood
15x90R M213



Live Sun Wood
22x90R M212



Live Sun Wood
120x20R M219



Live Sun Wood
120x30R M217



Live Sun Wood 22x90R



Live Deep Forest
15x90R M213



Live Deep Forest
22x90R M212



Live Deep Forest
120x20R M219




Live Deep Forest
120x30R M217



Live Deep Forest 22x90R



Live Grey Fossil
15x90R M213



Live Grey Fossil
22x90R M212



Live Grey Fossil
120x20R M219



Live Grey Fossil
120x30R M217



Live Grey Fossil 120x20R



Live White River
15x90R M213



Live White River
22x90R M212



Live White River
120x20R M219



Live White River
120x30R M217



Live White River 15x90R



Live Sun Wood 120x20R | Impetus Plus Grey 45x45 | Impetus Grey 45x45

Tabela de embalagem e paletização

Packing list

Emballage et palettisation

Verpackung und Palettierung

Formato (cm) Size Format	Espessura (mm) Thickness Épaisseur Dicke	Caixa Box Boîte Karton			Paleta Pallet Palette Palette			Dimensões Dimensions Dimension Abmessungen
		Peças Pièces Pièces Teile	M ² Aprox. Sqm Approx. M ² Approx. ca. M ²	Kg	Caixas Boxes Boîtes Kartons	M ² Aprox. Sqm Approx. M ² Approx. ca. M ²	Kg	
120x30R	11	3	1.07	27.05	40	42.80	1105	1305x855x750
120x20R	11	4	0.95	23.64	48	45.60	1159	1305x855x750
22x90R	10	5	1.00	21.89	44	44.00	992	1200x1000x600
15x90R	10	7	0.93	20.35	45	41.85	955	1200x1000x600



6 Formatos Sizes Formats Formate

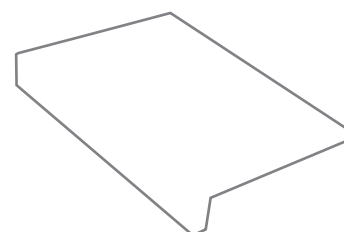
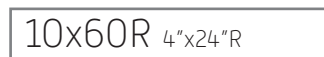
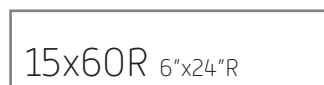
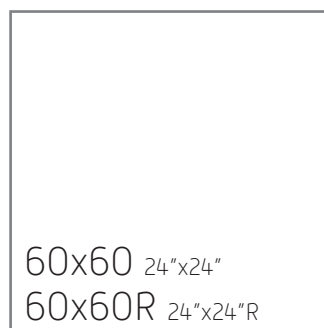

Porcelânico

Porcelain tiles
Grès cérame
Feinsteinzeug



Complementos

Decorative pieces
Pièces décoratives
Formteile



8x60 3¹/₅"x24"
8x60R 3¹/₅"x24"R

4 Cores Colours Couleurs Farben



Para aproximar este produto ao natural e definir um conceito estético equilibrado, produzem-se peças diferentes entre si em tonalidade e desenho.

In order to obtain a natural effect and balanced aesthetic concept, pieces are produced differently from each other with shade and design variation.

Pour rapprocher ce produit de l'aspect naturel et définir un concept esthétique équilibré, des pièces différentes entre elles en termes de tonalité et de design sont produites.

Um dieses Produkt so natürlich wie möglich und im Sinne einer ausgewogenen Ästhetik zu gestalten, werden die einzelnen Stücke in unterschiedlichen Farbtönungen und Mustern hergestellt.



Quartz Wood White
120x60R M225



Quartz Wood White

60x60 M138
60x60R M217



60x60R Polished M226



Quartz Wood White
120x20R M227



Quartz Wood White
20x60R M222



Quartz Wood Mosaic
White (4,5x4,5)
30x30 M311



Quartz Wood White
15x60R M223



Quartz Wood White
10x60R M225



Quartz Wood White



Quartz Wood Beige
120x60R M225



Quartz Wood Beige
60x60 M138
60x60R M217


60x60R Polished M226



Quartz Wood Beige
120x20R M227



Quartz Wood Beige
20x60R M222



Quartz Wood Mosaic
Beige (4,5x4,5)
30x30 M311



Quartz Wood Beige
15x60R M223



Quartz Wood Beige
10x60R M225



Quartz Wood Beige



Quartz Wood Grey
120x60R M225



Quartz Wood Grey

60x60 M138
60x60R M217



60x60R Polished M226



Quartz Wood Grey
120x20R M227



Quartz Wood Grey
20x60R M222



Quartz Wood Mosaic
Grey (4,5x4,5)
30x30 M311



Quartz Wood Grey
15x60R M223



Quartz Wood Grey
10x60R M225



Quartz Wood Grey



Quartz Wood Fossil
120x60R M225



Quartz Wood Fossil
60x60 M138
60x60R M217



Quartz Wood Fossil
120x20R M227



Quartz Wood Fossil
20x60R M222



Quartz Wood Mosaic Fossil (4,5x4,5)
30x30 M311



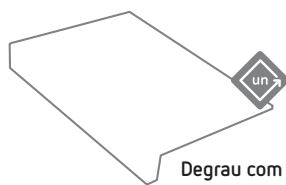
Quartz Wood Fossil
15x60R M223



Quartz Wood Fossil
10x60R M225

Degrau e rodapé

Step and skirting
Nez de marche et plinthe
Stufe und Sockelleiste



Degrau com bordo Quartz Wood⁽¹⁾
30x60R U518



Rodapé Quartz Wood⁽¹⁾
8x60 U409
8x60R U411
10x120R U429

(1) Disponível em todas as cores | Available in all colours | Disponible sur toutes les couleurs | In allen Farben verfügbar

Tabela de embalagem e paletização

Packing list Emballage et palettisation Verpackung und Palettierung		Caixa Box Boîte Karton			Paleta Pallet Palette Palette			
Formato [cm] Size Format	Espessura [mm] Thickness Épaisseur Dicke	Peças Pieces Pièces Teile	M ² Aprox. Sqm Approx. M ² Approx. ca. M ²	Kg	Caixas Boxes Boîtes Kartons	M ² Aprox. Sqm Approx. M ² Approx. ca. M ²	Kg	Dimensões Dimensions Dimension Abmessungen
120x60R	11	1	0.72	19.00	50	36.00	941	1305x855x750
120x20R	11	4	0.95	23.64	48	45.60	1159	1305x855x750
60x60	9.5	3	1.10	23.13	40	44.00	950	1200x800x755
60x60R	9.5	3	1.07	22.67	44	47.08	1020	1200x800x745
20x60R	9.5	11	1.30	27.65	48	62.40	1360	1200x800x910
15x60R	9.5	11	0.97	20.25	60	58.20	1235	1200x800x910
10x60R	9.5	20	1.17	25.00	48	56.16	1235	1200x800x910
30x30 Mosaic	9.5	11	1.00	19.24	30	30.00	595	1200x800x680
8x60*	9.5	11	6.60	11.20	96	633.60	1097	1120x950x810
8x60R*	9.5	11	6.60	10.84	96	633.60	1056	1120x950x810

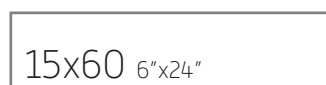
*Rodapé / Skirting / Plinthe / Sockelleiste
Metros lineares / Linear meters / Mètres linéaires / Laufende Meter



5 Formatos Sizes Formats Formate





Porcelânico

Porcelain tiles
Grès cérame
Feinsteinzeug



169

5 Cores Colours Couleurs Farben



Para aproximar este produto ao natural e definir um conceito estético equilibrado, produzem-se peças diferentes entre si em tonalidade e desenho.

In order to obtain a natural effect and balanced aesthetic concept, pieces are produced differently from each other with shade and design variation.

Pour rapprocher ce produit de l'aspect naturel et définir un concept esthétique équilibré, des pièces différentes entre elles en termes de tonalité et de design sont produites.

Um dieses Produkt so natürlich wie möglich und im Sinne einer ausgewogenen Ästhetik zu gestalten, werden die einzelnen Stücke in unterschiedlichen Farbtönungen und Mustern hergestellt.



Mood Relax
45x90R M212



Mood Relax
22x90R M212



Mood Relax
15x90R M213



Mood Relax
30x60 M119



Mood Relax
15x60 M124




R9
Classe 1
Wet ≥ 24
Dry ≥ 58



Mood Free
45x90R M212




Mood Calm
45x90R M212



Mood Free
22x90R M212




Mood Calm
22x90R M212



Mood Free
15x90R M213



Mood Calm
15x90R M213



Mood Free
30x60 M119



Mood Calm
30x60 M119



Mood Free
15x60 M124



Mood Calm
15x60 M124






R9
Classe 1
Wet ≥ 24
Dry ≥ 58




Mood Spirit
45x90R M212



Mood Warm
45x90R M212



Mood Spirit
22x90R M212



Mood Warm
22x90R M212




Mood Spirit
15x90R M213



Mood Warm
15x90R M213



Mood Spirit
30x60 M119



Mood Warm
30x60 M119



Mood Spirit
15x60 M124



Mood Warm
15x60 M124

MOOD

PORCELAIN TILES | GRÈS CÉRAMÉ | FEINSTEINZEUG





R11
A+B+C
Classe 3
Wet ≥ 68
Dry ≥ 77



Mood Brave
30x60 M121



Mood Hardy
30x60 M121



Mood Brave
15x60 M126



Mood Hardy
15x60 M126

Tabela de embalagem e paletização

Packing list

Emballage et palettisation

Verpackung und Palettierung

Formato [cm] Size Format	Espessura [mm] Thickness Épaisseur Dicke	Caixa Box Boîte Karton			Paleta Pallet Palette Palette			Dimensões Dimensions Dimension Abmessungen
		Peças Pieces Pièces Teile	M ² Aprox. Sqm Approx. M ² Approx. ca. M ²	Kg	Caixas Boxes Boîtes Kartons	M ² Aprox. Sqm Approx. M ² Approx. ca. M ²	Kg	
45x90R	10	3	1.21	26.52	29	35.09	785	1120x950x580
22x90R	10	5	1.00	21.89	44	44.00	992	1200x1000x600
15x90R	10	7	0.93	20.35	45	41.85	955	1200x1000x600
30x60	7.8	8	1.47	24.84	40	58.80	1013	1200x800x755
15x60	7.8	13	1.19	19.80	60	71.40	1218	1200x800x920
30x60 Mood Hardy / Mood Brave	9	7	1.29	23.47	40	51.60	955	1200x800x755
15x60 Mood Hardy / Mood Brave	9	11	1	18.11	60	60.00	1112	1200x800x920



4 Formatos Sizes Formats Formate

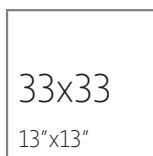
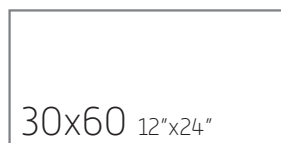
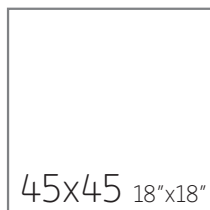
Porcelânico

Porcelain tiles
Grès cérame
Feinsteinzeug



Complementos

Decorative pieces
Pièces décoratives
Formteilen



8x60 3¹/₅"x24"

8x45 3¹/₅"x18"

8x33 3¹/₅"x13"

Grés Vidrado

Glazed tiles
Grès émaillé
Glasiertes Steinzeug



15x30 6"x12"


4 Cores Colours Couleurs Farben



WHITE



BEIGE



GREIGE



RED

Para aproximar este produto ao natural e definir um conceito estético equilibrado, produzem-se peças diferentes entre si em tonalidade e desenho.

In order to obtain a natural effect and balanced aesthetic concept, pieces are produced differently from each other with shade and design variation.

Pour rapprocher ce produit de l'aspect naturel et définir un concept esthétique équilibré, des pièces différentes entre elles en termes de tonalité et de design sont produites.

Um dieses Produkt so natürlich wie möglich und im Sinne einer ausgewogenen Ästhetik zu gestalten, werden die einzelnen Stücke in unterschiedlichen Farbtönungen und Mustern hergestellt.



Cotto White
30x60 M116



Cotto White
15x30 M111

15x30 Plus M111 R12 | A+B+C | Classe 3
Wet ≥ 69 Dry ≥ 79



Cotto White
45x45 M115



Cotto White
33x33 M109

33x33 Plus M109 R12 | A+B+C | Classe 3
Wet ≥ 69 Dry ≥ 79



Cotto Beige
30x60 M116



Cotto Beige
15x30 M111

15x30 Plus M111 R12 | A+B+C | Classe 3
Wet ≥ 69 Dry ≥ 79



Cotto Beige
45x45 M115



Cotto Beige
33x33 M109

33x33 Plus M109 R12 | A+B+C | Classe 3
Wet ≥ 69 Dry ≥ 79



Cotto Greige
30x60 M116



Cotto Greige
15x30 M111

15x30 Plus M111 R12 | A+B+C | Classe 3
Wet ≥ 69 Dry ≥ 79



Cotto Greige
45x45 M115



Cotto Greige
33x33 M109

33x33 Plus M109 R12 | A+B+C | Classe 3
Wet ≥ 69 Dry ≥ 79



Cotto Red
30x60 M116



Cotto Red
45x45 M115



Cotto Red
33x33 M109

33x33 Plus M109



R12 | A+B+C | Classe 3
Wet ≥ 69 Dry ≥ 79



Cotto Red
15x30 M111

15x30 Plus M111



R12 | A+B+C | Classe 3
Wet ≥ 69 Dry ≥ 79



Cotto Greige 45x45 | Sphata White Rev 30x60

Rodapé

Skirting
Plinthe
Sockelleiste



Rodapé Cotto⁽¹⁾

8x60 U409
8x45 U406
8x33 U402

(1) Disponível em todas as cores | Available in all colours | Disponible sur toutes les couleurs | In allen Farben verfügbar

Tabela de embalagem e paletização | Porcelânico

Packing list | Porcelain tiles

Emballage et palettisation | Grès cérame

Verpackung und Palettierung | Feinsteinzeug

FORMATO [cm] Size Format	ESPESSURA [mm] Thickness Épaisseur Dicke	CAIXA Box Boîte Karton			Paleta Pallet Palette			DIMENSÕES Dimensions Dimension Abmessungen
		PEÇAS Pieces Pièces Teile	M ² Aprox. Sqm Approx. M ² Approx. ca. M ²	Kg	CAIXAS Boxes Boîtes Kartons	M ² Aprox. Sqm Approx. M ² Approx. ca. M ²	Kg	
45x45	8	6	1,24	21,38	66	81,84	1428	1200x800x1050
30x60	7,8	8	1,47	24,84	40	58,80	1013	1200x800x755
33x33	7,2	10	1,09	17,20	68	74,12	1189	1200x800x810
15x30	6	22	1,00	12,60	85	85,00	1130	1200x800x870
8x60*	7,8	13	7,80	10,60	96	748,80	1018	1120x950x810
8x45*	8	32	14,40	19,42	56	806,40	1087	1120x950x810
8x33*	7,2	25	8,25	9,75	104	858,00	1039	1120x950x785

*Rodapé/Skirting/Plinthe/Sockelleisten

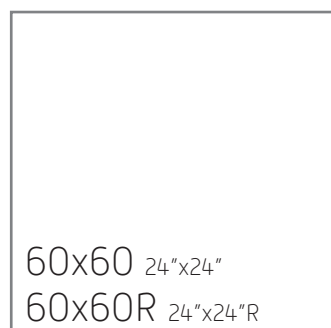
*Metros lineares/Linear meters/Mètres linéaires/Laufende Meter



1 Formato Size Format

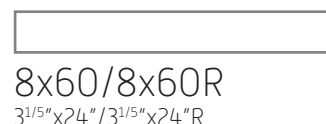
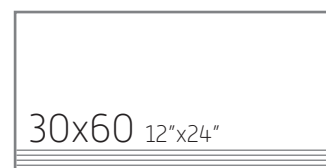
Porcelânico

Porcelain tiles
Grès cérame
Feinsteinzeug



Complementos

Decorative pieces
Pièces décoratives
Formteilen



Os produtos "semi-polido" não têm características de anti-escorregamento pelo que se aconselha a correta seleção dos espaços a utilizar.

The "semi-polido" products are not anti-slip and care should therefore be taken in choosing where to use them.

Les produits "semi-polido" n'ont aucune caractéristique antidérapante. Il est donc conseillé de bien sélectionner les espaces où les utiliser.

"Semi-polido" Produkte weisen keine rutschhemmenden Eigenschaften auf. Daher empfiehlt sich die richtige Auswahl der Anwendungsbereiche.

181

4 Cores Colours Couleurs Farben



Para aproximar este produto ao natural e definir um conceito estético equilibrado, produzem-se peças diferentes entre si em tonalidade e desenho.

In order to obtain a natural effect and balanced aesthetic concept, pieces are produced differently from each other with shade and design variation.

Pour rapprocher ce produit de l'aspect naturel et définir un concept esthétique équilibré, des pièces différentes entre elles en termes de tonalité et de design sont produites.

Um dieses Produkt so natürlich wie möglich und im Sinne einer ausgewogenen Ästhetik zu gestalten, werden die einzelnen Stücke in unterschiedlichen Farbtönungen und Mustern hergestellt.





R10
A+B
Classe 1
Wet ≥ 35
Dry ≥ 64



Story Beige

60x60 M128
60x60R M212



60x60R Semi-polido M219



Story Brown

60x60 M128
60x60R M212



60x60R Semi-polido M219



Story Grey

60x60 M128
60x60R M212



60x60R Semi-polido M219



Story Anthracite

60x60 M128
60x60R M212
60x60R Semi-polido M219



Degrau e rodapé

Step and skirting
Nez de marche et plinthe
Stufe und sockelleiste



Degrau Story⁽¹⁾
30x60 U424



Rodapé Story⁽¹⁾
8x60 U409
8x60R U411
8x60R Semi-polido U413

(1) Disponível em todas as cores. | Available in all colours. | Disponible sur toutes les couleurs. | Verfügbar in allen Farben.

Tabela de embalagem e paletização

Packing list

Emballage et palettisation

Verpackung und Palettierung

FORMATO (cm) Size Format	ESPESSURA (mm) Thickness Épaisseur Dicke	CAIXA Box Boîte Karton			Paleta Pallet Palette Palette			DIMENSÕES Dimensions Dimension Abmessungen
		PEÇAS Pieces Pièces Teile	M ² Aprox. Sqm Approx. M ² Approx. ca. M ²	Kg	CAIXAS Boxes Boîtes Kartons	M ² Aprox. Sqm Approx. M ² Approx. ca. M ²	Kg	
60x60	9,5	3	1,10	23,13	40	44,00	950	1200x800x755
60x60R	9,5	3	1,07	22,67	44	47,08	1020	1200x800x745
8x60	9,5	11	6,60	11,20	96	633,60	1097	1120x950x810
8x60R	9,5	11	6,60	10,84	96	633,60	1056	1120x950x810

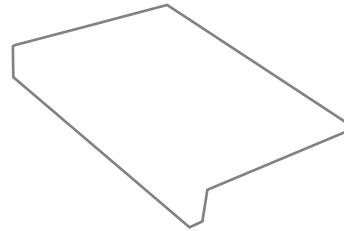

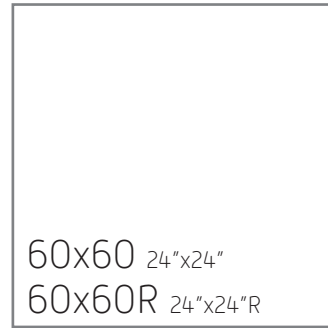
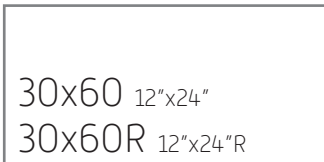
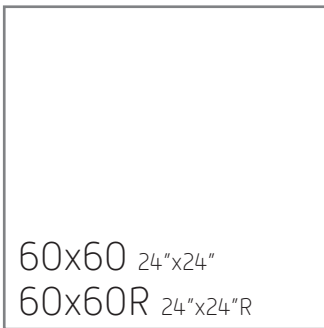


3 Formatos Sizes Formats Formate

Porcelânico
 Porcelain tiles
 Grès cérame
 Feinsteinzeug



Complementos
 Decorative pieces
 Pièces décoratives
 Formteile



30x60 12"x24"
 30x60R 12"x24"R



8x60 3¹/₅"x24"
 8x60R 3¹/₅"x24"R

3 Cores Colours Couleurs Farben



Para aproximar este produto ao natural e definir um conceito estético equilibrado, produzem-se peças diferentes entre si em tonalidade e desenho.
 In order to obtain a natural effect and balanced aesthetic concept, pieces are produced differently from each other with shade and design variation.
 Pour rapprocher ce produit de l'aspect naturel et définir un concept esthétique équilibré, des pièces différentes entre elles en termes de tonalité et de design sont produites.
 Um dieses Produkt so natürlich wie möglich und im Sinne einer ausgewogenen Ästhetik zu gestalten, werden die einzelnen Stücke in unterschiedlichen Farbtönungen und Mustern hergestellt.



BORN STONE



R10
A+B+C
Classe 2
Wet ≥ 39
Dry ≥ 74



Born Stone Beige
45x90R M211



Born Stone Grey
45x90R M211



Born Stone Beige
60x60 M127
60x60R M211



Born Stone Grey
60x60 M127
60x60R M211



Born Stone Square Beige
60x60 M136
60x60R M215




Born Stone Square Grey
60x60 M136
60x60R M215



Born Stone Beige
30x60 M117
30x60 Plus M117
30x60R M206



R12 | C | Classe 3
Wet ≥ 62 Dry ≥ 74



Born Stone Grey
30x60 M117
30x60 Plus M117
30x60R M206



R12 | C | Classe 3
Wet ≥ 62 Dry ≥ 74



Born Stone Oblique Beige
30x60 M127
30x60 Plus M127
30x60R M210



R12 | C | Classe 3
Wet ≥ 62 Dry ≥ 74




Born Stone Oblique Grey
30x60 M127
30x60 Plus M127
30x60R M210




R12 | C | Classe 3
Wet ≥ 62 Dry ≥ 74

BORN STONE






Born Stone Anthracite
45x90R M211



Born Stone Anthracite
60x60 M127
60x60R M211



Born Stone Square Anthracite
60x60 M136
60x60R M215



Born Stone Anthracite
30x60 M117
30x60 Plus M117
30x60R M206



R12 | C | Classe 3
Wet ≥ 62 Dry ≥ 74



Born Stone Oblique Anthracite
30x60 M127
30x60 Plus M127
30x60R M210



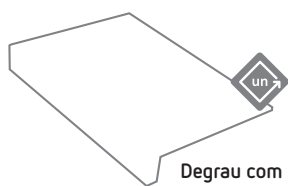
R12 | C | Classe 3
Wet ≥ 62 Dry ≥ 74



R10
A+B+C
Classe 2
Wet ≥ 39
Dry ≥ 74

Degrau e rodapé

Step and skirting
Nez de marche et plinthe
Stufe und Sockelleiste



Degrau com bordo Born Stone⁽¹⁾
30x60 U517
30x60R U518



Degrau Born Stone⁽¹⁾
30x60 U424



Rodapé Born Stone⁽¹⁾
8x60 U409
8x60R U411

(1) Disponível em todas as cores | Available in all colours | Disponible sur toutes les couleurs | In allen Farben verfügbar

Tabela de embalagem e paletização

Packing list Emballage et palettisation Verpackung und Palettierung		Caixa Box Boîte Karton			Paleta Pallet Palette Palette			
Formato [cm] Size Format	Espessura [mm] Thickness Épaisseur Dicke	Peças Pieces Pièces Teile	M ² Aprox. Sqm Approx. M ² Approx. ca. M ²	Kg	Caixas Boxes Boîtes Kartons	M ² Aprox. Sqm Approx. M ² Approx. ca. M ²	Kg	Dimensões Dimensions Dimension Abmessungen
45x90R	10	3	1.21	26.52	29	35.09	785	1290x950x580
60x60	9.5	3	1.10	23.13	40	44.00	950	1200x800x755
60x60R	9.5	3	1.07	22.67	44	47.08	1020	1200x800x745
30x60	7.8	8	1.47	24.84	40	58.80	1013	1200x800x755
30x60R	7.8	8	1.43	23.93	40	57.20	975	1200x800x745
8x60*	7.8	13	7.80	10.60	96	748.80	1018	1120x950x810
8x60R*	7.8	13	7.80	10.20	96	748.80	994	1120x950x810

*Rodapé / Skirting / Plinthe / Sockelleiste
Metros lineares / Linear meters / Mètres linéaires / Laufende Meter



2 Formatos Sizes Formats Formate

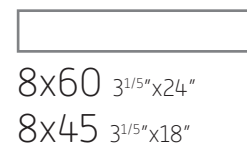


Porcelânico

Porcelain tiles
Grès cérame
Feinsteinzeug



Complementos

Special pieces
Pièces spéciales
Formteile



191

3 Cores Colours Couleurs Farben



Para aproximar este produto ao natural e definir um conceito estético equilibrado, produzem-se peças diferentes entre si em tonalidade e desenho.

In order to obtain a natural effect and balanced aesthetic concept, pieces are produced differently from each other with shade and design variation.


Pour rapprocher ce produit de l'aspect naturel et définir un concept esthétique équilibré, des pièces différentes entre elles en termes de tonalité et de design sont produites.

Um dieses Produkt so natürlich wie möglich und im Sinne einer ausgewogenen Ästhetik zu gestalten, werden die einzelnen Stücke in unterschiedlichen Farbtönungen und Mustern hergestellt.





Evolve Beige
30x60 M116




Evolve Grey
30x60 M116




Evolve Anthracite
30x60 M116



Evolve Beige
45x45 M114



Evolve Grey
45x45 M114



Evolve Anthracite
45x45 M114



Mosaic Evolve Beige (4,5x4,5)
30x30 M314



Mosaic Evolve Grey (4,5x4,5)
30x30 M314



Mosaic Evolve Anthracite (4,5x4,5)
30x30 M314

Rodapé

Skirting
Plinthe
Sockelleiste



Rodapé Evolve⁽¹⁾
8x60 U409
8x45 U406

(1) Disponível em todas as cores | Available in all colours | Disponible sur toutes les couleurs | In allen Farben verfügbar

Tabela de embalagem e paletização

Packing list Emballage et palettisation Verpackung und Palettierung		Caixa Box Boîte Karton			Paleta Pallet Palette Palette			
Formato [cm] Size Format	Espessura [mm] Thickness Épaisseur Dicke	Peças Pieces Pièces Teile	M ² Aprox. Sqm Approx. M ² Approx. ca. M ²	Kg	Caixas Boxes Boîtes Kartons	M ² Aprox. Sqm Approx. M ² Approx. ca. M ²	Kg	Dimensões Dimensions Dimension Abmessungen
45x45	8	6	1.24	21.38	66	81.84	1428	1200x800x1050
30x60	7.8	8	1.47	24.84	40	58.80	1013	1200x800x755
8x45*	8	32	14.40	19.42	56	806.40	1087	1120x950x810
8x60*	7.8	13	7.80	10.60	96	748.80	1018	1120x950x810

*Rodapé / Skirting / Plinthe / Sockelleiste
Metros lineares / Linear meters / Mètres linéaires / Laufende Meter



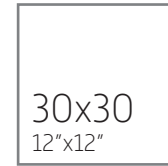
2 Formatos Sizes Formats Formate

Porcelânico
 Porcelain tiles
 Grès cérame
 Feinsteinzeug



Complementos

Special pieces
 Pièces spéciales
 Formteile



8x33 3¹/₅"x13"
 8x45 3¹/₅"x18"

2 Cores Colours Couleurs Farben



BEIGE



GREY

Para aproximar este produto ao natural e definir um conceito estético equilibrado, produzem-se peças diferentes entre si em tonalidade e desenho.
 In order to obtain a natural effect and balanced aesthetic concept, pieces are produced differently from each other with shade and design variation.
 Pour rapprocher ce produit de l'aspect naturel et définir un concept esthétique équilibré, des pièces différentes entre elles en termes de tonalité et de design sont produites.
 Um dieses Produkt so natürlich wie möglich und im Sinne einer ausgewogenen Ästhetik zu gestalten, werden die einzelnen Stücke in unterschiedlichen Farbtönungen und Mustern hergestellt.





Impetus Beige
45x45 M114
45x45 Plus M114

R11 | A | Classe 3
Wet ≥ 56 Dry ≥ 65




Impetus Grey
45x45 M114
45x45 Plus M114

R11 | A | Classe 3
Wet ≥ 56 Dry ≥ 65



Impetus Beige
33x33 M107
33x33 Plus M107

R11 | A | Classe 3
Wet ≥ 56 Dry ≥ 65




Impetus Grey
33x33 M107
33x33 Plus M107

R11 | A | Classe 3
Wet ≥ 56 Dry ≥ 65



Mosaic Impetus Beige (4,5x4,5)
30x30 M314



Mosaic Impetus Grey (4,5x4,5)
30x30 M314

Rodapé

Skirting
Plinthe
Sockelleiste



Rodapé Impetus⁽¹⁾
8x45 U406
8x33 U402

(1) Disponível em todas as cores | Available in all colours | Disponible sur toutes les couleurs | In allen Farben verfügbar

Tabela de embalagem e paletização

Packing list Emballage et palettisation Verpackung und Palettierung		Caixa Box Boîte Karton			Paleta Pallet Palette Palette			
Formato (cm) Size Format	Espessura (mm) Thickness Épaisseur Dicke	Peças Pieces Pièces Teile	M ² Aprox. Sqm Approx. M ² Approx. ca. M ²	Kg	Caixas Boxes Boîtes Kartons	M ² Aprox. Sqm Approx. M ² Approx. ca. M ²	Kg	Dimensões Dimensions Dimension Abmessungen
45x45	8	6	1.24	21.38	66	81.84	1428	1200x800x1050
33x33	7.2	10	1.09	17.20	68	74.12	1189	1200x800x810
8x45*	8	32	14.40	19.42	56	806.40	1087	1120x950x810
8x33*	7.2	25	8.25	9.75	104	858.00	1039	1120x950x785

*Rodapé / Skirting / Plinthe / Sockelleiste
Metros lineares / Linear meters / Mètres linéaires / Laufende Meter



6 Formatos Sizes Formats Formate

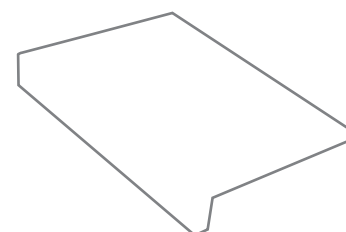
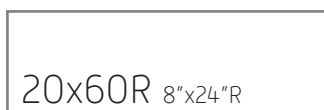
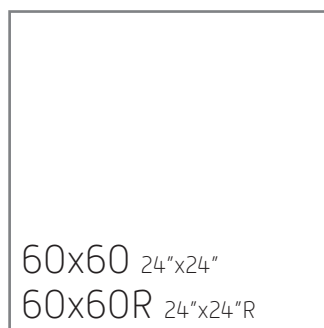

Porcelânico

Porcelain tiles
Grès cérame
Feinsteinzeug

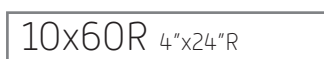
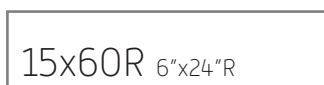


Complementos

Special pieces
Pièces spéciales
Formteile



30x60 12"x24"
30x60R 12"x24"R



8x60 3¹/₅"x24"
8x60R 3¹/₅"x24"R

1 Cor Colour Couleur Farbe



Para aproximar este produto ao natural e definir um conceito estético equilibrado, produzem-se peças diferentes entre si em tonalidade e desenho.

In order to obtain a natural effect and balanced aesthetic concept, pieces are produced differently from each other with shade and design variation.

Pour rapprocher ce produit de l'aspect naturel et définir un concept esthétique équilibré, des pièces différentes entre elles en termes de tonalité et de design sont produites.

Um dieses Produkt so natürlich wie möglich und im Sinne einer ausgewogenen Ästhetik zu gestalten, werden die einzelnen Stücke in unterschiedlichen Farbtönungen und Mustern hergestellt.



R9
Classe 1
Wet ≥ 49
Dry ≥ 65



Lava
120x60R M222



Lava
120x20R M224




Pastilha Lava Mix (4,5x4,5*)
30x30 M311
Composta por | Composed of |
Composée de | Bestehend aus:
Lava/Lava Structured
* Altura variável | Variable height
Hauteur variable | Unterschiedliche Höhen




Lava
60x60 M129
60x60R M213



Lava
20x60R M219



Lava
15x60R M220



Lava
10x60R M222



Lava Structured 60x60 | Lava 20x60R



R12
A
Classe 3
Wet ≥ 59
Dry ≥ 68



Lava Structured
60x60 M129
60x60R M213



Pastilha Lava Mix (4,5x4,5*)
30x30 M311
Composta por | Composed of |
Composée de | Bestehend aus:
Lava/Lava Structured
* Altura variável | Variable height
Hauteur variable | Unterschiedliche Höhen



Lava Structured
20x60R M219



Lava Structured
15x60R M220



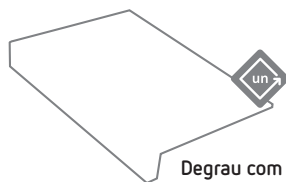
Lava Structured
10x60R M222

Degrau e rodapé

Step and skirting

Nez de marche et plinthe

Stufe und Sockelleiste



Degrau com bordo Lava⁽¹⁾
30x60 U517
30x60R U518



Rodapé Lava⁽¹⁾
8x60 U409
8x60R U411

(1) Disponível em todas as cores | Available in all colours | Disponible sur toutes les couleurs | In allen Farben verfügbar

Tabela de embalagem e paletização

Packing list

Emballage et palettisation

Verpackung und Palettierung

Formato (cm) Size Format	Espessura (mm) Thickness Épaisseur Dicke	Caixa Box Boîte Karton			Paleta Pallet Palette Palette			Dimensões Dimensions Dimension Abmessungen
		Peças Pieces Pièces Teile	M ² Aprox. Sqm Approx. M ² Approx. ca. M ²	Kg	Caixas Boxes Boîtes Kartons	M ² Aprox. Sqm Approx. M ² Approx. ca. M ²	Kg	
120x60R	11	1	0.72	19.00	50	36.00	941	1305x855x750
120x20R	11	4	0.95	23.64	48	45.60	1159	1305x855x750
60x60	9.5	3	1.10	23.13	40	44.00	950	1200x800x755
60x60R	9.5	3	1.07	22.67	44	47.08	1020	1200x800x745
20x60R	9.5	11	1.30	27.65	48	62.40	1360	1200x800x910
15x60R	9.5	11	0.97	20.25	60	58.20	1235	1200x800x910
10x60R	9.5	20	1.17	25.00	48	56.16	1235	1200x800x910
30x30 Pastilha	9.5	11	1.00	19.24	30	30.00	595	1200x800x680
8x60*	9.5	11	6.60	11.20	96	663.60	1097	1120x950x810
8x60R*	9.5	11	6.60	10.84	96	663.60	1056	1120x950x810

*Rodapé / Skirting / Plinthe / Sockelleiste

Metros lineares / Linear meters / Mètres linéaires / Laufende Meter



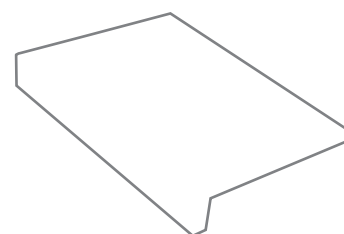
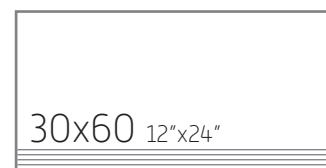
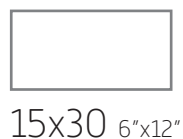

4 Formatos Sizes Formats Formate

Porcelânico
Porcelain tiles
Grès cérame
Feinsteinzeug



Complementos

Special pieces
Pièces spéciales
Formteile



30x45 12"x18"
30x60 12"x24"



8x45 3¹/₅"x18"
8x60 3¹/₅"x24"

3 Cores Colours Couleurs Farben



Para aproximar este produto ao natural e definir um conceito estético equilibrado, produzem-se peças diferentes entre si em tonalidade e desenho.

In order to obtain a natural effect and balanced aesthetic concept, pieces are produced differently from each other with shade and design variation.

Pour rapprocher ce produit de l'aspect naturel et définir un concept esthétique équilibré, des pièces différentes entre elles en termes de tonalité et de design sont produites.

Um dieses Produkt so natürlich wie möglich und im Sinne einer ausgewogenen Ästhetik zu gestalten, werden die einzelnen Stücke in unterschiedlichen Farbtönungen und Mustern hergestellt.




Pukka White
45x90R M212



Pukka Beige
45x90R M212



Pukka White
15x30 M111



Pukka Beige
15x30 M111



Pukka White
45x45 M115

Pukka Beige
45x45 M115



Pukka White
30x60 M116

Pukka Beige
30x60 M116



Pukka Sem-fim White
30x60 M315

Pukka Sem-fim Beige
30x60 M315



R11
A+B+C
Classe 3
Wet ≥ 50
Dry ≥ 66




Pukka Anthracite
45x90R M212



Pukka Anthracite
30x60 M116



Pukka Anthracite
45x45 M115



Pukka Anthracite
15x30 M111



Pukka Sem-fim Anthracite
30x60 M315



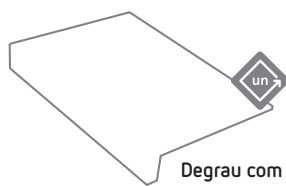
Pukka Anthracite 30x60 | Carbon Matt Sand 30x60R



R11
A+B+C
Classe 3
Wet ≥ 50
Dry ≥ 66

Degrau e rodapé

Step and skirting
Nez de marche et plinthe
Stufe und Sockelleiste



Degrau com bordo Pukka⁽¹⁾
30x60 U517
30x45 U515



Degrau Pukka⁽¹⁾
30x60 U424



Rodapé Pukka⁽¹⁾
8x60 U409
8x45 U406

(1) Disponível em todas as cores | Available in all colours | Disponible sur toutes les couleurs | In allen Farben verfügbar

Tabela de embalagem e paletização

Packing list
Emballage et palettisation
Verpackung und Palettierung

Formato (cm) Size Format	Espessura (mm) Thickness Épaisseur Dicke	Caixa Box Boîte Karton			Paleta Pallet Palette Palette			
		Peças Pièces Pièces Teile	M ² Aprox. Sqm Approx. M ² Approx. ca. M ²	Kg	Caixas Boxes Boîtes Kartons	M ² Aprox. Sqm Approx. M ² Approx. ca. M ²	Kg	Dimensões Dimensions Dimension Abmessungen
45x90R	10	3	1.21	26.52	29	35.09	785	1290x950x580
45x45	8	6	1.24	21.38	66	81.84	1428	1200x800x1050
30x60	7.8	8	1.47	24.84	40	58.80	1013	1200x800x755
15x30	6	22	1.00	12.60	85	85.00	1130	1200x800x870
8x60R*	7.8	13	7.80	10.20	96	748.80	994	1120x950x810
8x45*	8	32	14,40	19,42	56	806,40	1087	1120x950x810

*Rodapé / Skirting / Plinthe / Sockelleiste
Metros lineares / Linear meters / Mètres linéaires / Laufende Meter



1 Formato Size Format

Porcelânico
 Porcelain tiles
 Grès cérame
 Feinsteinzeug



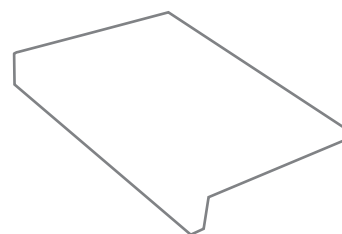
Complementos

Special pieces
 Pièces spéciales
 Formteile

30x60 12"x24"
 30x60R 12"x24"R

30x60 12"x24"

8x60 3¹/₅"x24" / 8x60R 3¹/₅"x24"R



30x60 12"x24"
 30x60R 12"x24"R

3 Cores Colours Couleurs Farben



SUEZ



CAIRO



SAHARA



Purple Cairo 30x60R

Para aproximar este produto ao natural e definir um conceito estético equilibrado, produzem-se peças diferentes entre si em tonalidade e desenho.
 In order to obtain a natural effect and balanced aesthetic concept, pieces are produced differently from each other with shade and design variation.
 Pour rapprocher ce produit de l'aspect naturel et définir un concept esthétique équilibré, des pièces différentes entre elles en termes de tonalité et de design sont produites.
 Um dieses Produkt so natürlich wie möglich und im Sinne einer ausgewogenen Ästhetik zu gestalten, werden die einzelnen Stücke in unterschiedlichen Farbtönen und Mustern hergestellt.



PURPLE STONE



Purple Stone Suez

30x60 M118
30x60R M208

R10 | A | Classe 1
Wet ≥ 47 Dry ≥ 70


30x60 Plus M118

R12 | A+B+C | Classe 3
Wet ≥ 62 Dry ≥ 74



Purple Stone Linha Sem Fim 60 Suez

30x60 U449



Purple Stone Cairo

30x60 M118
30x60R M208

R10 | A | Classe 1
Wet ≥ 47 Dry ≥ 70

30x60 Plus M118

R12 | A+B+C | Classe 3
Wet ≥ 62 Dry ≥ 74



Purple Stone Linha Sem Fim 60 Cairo

30x60 U449



Purple Stone Sahara

30x60 M118
30x60R M208

R10 | A | Classe 1
Wet ≥ 47 Dry ≥ 70

30x60 Plus M118

R12 | A+B+C | Classe 3
Wet ≥ 62 Dry ≥ 74

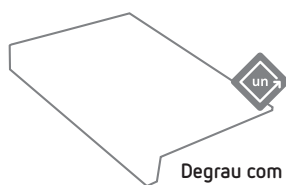


Purple Stone Linha Sem Fim 60 Sahara

30x60 U449

Degrau e rodapé

Step and skirting
Nez de marche et plinthe
Stufe und Sockelleiste



Degrau com bordo Purple Stone⁽¹⁾

30x60 U517
30x60R U518
30x60 Plus U517



Rodapé Purple Stone⁽¹⁾

8x60 U409
8x60R U411
8x60 Plus U409

(1) Disponível em todas as cores | Available in all colours | Disponible sur toutes les couleurs | In allen Farben verfügbar

Tabela de embalagem e paletização

Packing list
Emballage et palettisation
Verpackung und Palettierung

Formato (cm) Size Format	Espessura (mm) Thickness Épaisseur Dicke	Caixa Box Boîte Karton			Paleta Pallet Palette Palette			Dimensões Dimensions Dimension Abmessungen
		Peças Pieces Pièces Teile	M ² Aprox. Sqm Approx. M ² Approx. ca. M ²	Kg	Caixas Boxes Boîtes Kartons	M ² Aprox. Sqm Approx. M ² Approx. ca. M ²	Kg	
30x60	7.8	8	1.47	24.84	40	58.80	1013	1200x800x755
30x60R	7.8	8	1.43	23.93	40	57.20	975	1200x800x745
8x60*	7.8	13	7.80	10.60	96	748.80	1018	1120x950x810
8x60R*	7.8	13	7.80	10.20	96	748.80	994	1120x950x810

*Rodapé / Skirting / Plinthe / Sockelleiste
Metros lineares / Linear meters / Mètres linéaires / Laufende Meter

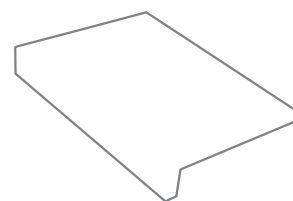
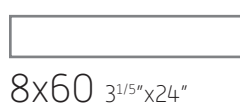
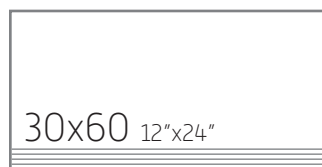


1 Formato Size Format

Porcelânico
 Porcelain tiles
 Grès cérame
 Feinsteinzeug




Complementos
 Special pieces
 Pièces spéciales
 Formteile



4 Cores Colours Couleurs Farben




BEIGE



IVORY



GREY



BLACK



Wild Rock Grey 30x60


Para aproximar este produto ao natural e definir um conceito estético equilibrado, produzem-se peças diferentes entre si em tonalidade e desenho.
 In order to obtain a natural effect and balanced aesthetic concept, pieces are produced differently from each other with shade and design variation.
 Pour rapprocher ce produit de l'aspect naturel et définir un concept esthétique équilibré, des pièces différentes entre elles en termes de tonalité et de design sont produites.
 Um dieses Produkt so natürlich wie möglich und im Sinne einer ausgewogenen Ästhetik zu gestalten, werden die einzelnen Stücke in unterschiedlichen Farbtönungen und Mustern hergestellt.



R12
A+B+C
Classe 3
Wet ≥ 50
Dry ≥ 60




Wild Rock Grey
30x60 M124




Mosaic Wild Rock
Grey (4,5x4,5)
30x30 M311



Wild Rock Linha Sem Fim Grey
30x60 U449



Wild Rock Black
30x60 M124



Mosaic Wild Rock
Black (4,5x4,5)
30x30 M311



Wild Rock Linha Sem Fim Black
30x60 U449



Wild Rock Black 30x60



R12
A+B+C
Classe 3
Wet ≥ 50
Dry ≥ 60




Wild Rock Beige
30x60 M124



Mosaic Wild Rock Beige (4,5x4,5)
30x30 M311



Wild Rock Linha Sem Fim Beige
30x60 U449



Wild Rock Ivory
30x60 M124



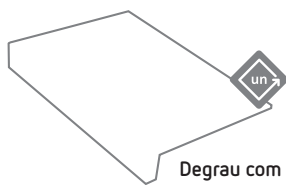
Mosaic Wild Rock Ivory (4,5x4,5)
30x30 M311



Wild Rock Linha Sem Fim Ivory
30x60 U449

Degrau e rodapé

Step and skirting
Nez de marche et plinthe
Stufe und Sockelleiste



Degrau com bordo Wild Rock⁽¹⁾
30x60 U517



Degrau Wild Rock⁽¹⁾
30x60 U424



Rodapé Wild Rock⁽¹⁾
8x60 U409

(1) Disponível em todas as cores | Available in all colours | Disponible sur toutes les couleurs | In allen Farben verfügbar

Tabela de embalagem e paletização

Packing list
Emballage et palettisation
Verpackung und Palettierung

Formato (cm) Size Format	Espessura (mm) Thickness Épaisseur Dicke	Caixa Box Boîte Karton			Paleta Pallet Palette Palette			Dimensões Dimensions Dimension Abmessungen
		Peças Pieces Pièces Teile	M ² Aprox. Sqm Approx. M ² Approx. ca. M ²	Kg	Caixas Boxes Boîtes Kartons	M ² Aprox. Sqm Approx. M ² Approx. ca. M ²	Kg	
30x60	9	7	1.29	23.47	40	51.60	955	1200x800x755
30x30 Mosaic	9	11	1.00	17.17	30	30.00	535	1200x800x650
8x60*	9	12	7.20	10.70	96	748.80	1027	1120x950x810

*Rodapé / Skirting / Plinthe / Sockelleiste
Metros lineares / Linear meters / Mètres linéaires / Laufende Meter

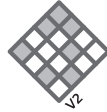


LITHOS

1 Formato Size Format

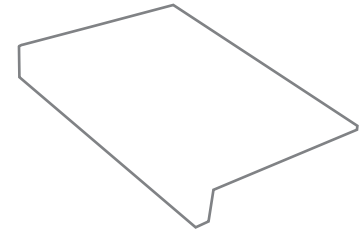
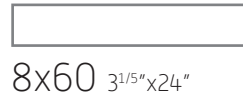

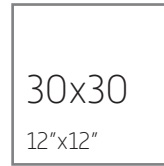
Porcelânico

Porcelain tiles
Grès cérame
Feinsteinzeug



Complementos

Special pieces
Pièces spéciales
Formteile



30x60 12"x24"

3 Cores Colours Couleurs Farben



Para aproximar este produto ao natural e definir um conceito estético equilibrado, produzem-se peças diferentes entre si em tonalidade e desenho.

In order to obtain a natural effect and balanced aesthetic concept, pieces are produced differently from each other with shade and design variation.

Pour rapprocher ce produit de l'aspect naturel et définir un concept esthétique équilibré, des pièces différentes entre elles en termes de tonalité et de design sont produites.

Um dieses Produkt so natürlich wie möglich und im Sinne einer ausgewogenen Ästhetik zu gestalten, werden die einzelnen Stücke in unterschiedlichen Farbtönungen und Mustern hergestellt.



LITHOS




R12
A+B
Classe 3
Wet ≥ 60
Dry ≥ 68



Lithos Brown
30x60 M124



Mosaic
Lithos Brown (4,5x4,5)
30x30 M311




Lithos Beige
30x60 M124



Mosaic
Lithos Beige (4,5x4,5)
30x30 M311



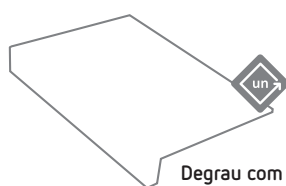
Lithos Grey
30x60 M124



Mosaic
Lithos Grey (4,5x4,5)
30x30 M311

Degrau e rodapé

Step and skirting
Nez de marche et plinthe
Stufe und Sockelleiste



Degrau com bordo Lithos⁽¹⁾
30x60 U517



Degrau Lithos⁽¹⁾
30x60 U424



Rodapé Lithos⁽¹⁾
8x60 U409

(1) Disponível em todas as cores | Available in all colours | Disponible sur toutes les couleurs | In allen Farben verfügbar

Tabela de embalagem e paletização

Packing list Emballage et palettisation Verpackung und Palettierung		Caixa Box Boîte Karton			Paleta Pallet Palette Palette			
Formato (cm) Size Format	Espessura (mm) Thickness Épaisseur Dicke	Peças Pieces Pièces Teile	M ² Aprox. Sqm Approx. M ² Approx. ca. M ²	Kg	Caixas Boxes Boîtes Kartons	M ² Aprox. Sqm Approx. M ² Approx. ca. M ²	Kg	Dimensões Dimensions Dimension Abmessungen
30x60	9	7	1.29	23.47	40	51.60	955	1200x800x755
30x30 Mosaic	9	11	1.00	17.17	30	30.00	535	1200x800x650
8x60*	9	12	7.20	10.70	96	748.80	1027	1120x950x810

*Rodapé / Skirting / Plinthe / Sockelleiste
Metros lineares / Linear meters / Mètres linéaires / Laufende Meter



1 Formato Size Format

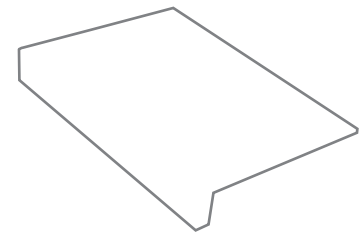
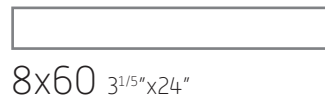

Porcelânico

Porcelain tiles
Grès cérame
Feinsteinzeug




Complementos

Special pieces
Pièces spéciales
Formteile



30x60 12"x24"

2 Cores Colours Couleurs Farben




Para aproximar este produto ao natural e definir um conceito estético equilibrado, produzem-se peças diferentes entre si em tonalidade e desenho.


In order to obtain a natural effect and balanced aesthetic concept, pieces are produced differently from each other with shade and design variation.

Pour rapprocher ce produit de l'aspect naturel et définir un concept esthétique équilibré, des pièces différentes entre elles en termes de tonalité et de design sont produites.

Um dieses Produkt so natürlich wie möglich und im Sinne einer ausgewogenen Ästhetik zu gestalten, werden die einzelnen Stücke in unterschiedlichen Farbtönungen und Mustern hergestellt.



Pastilha Arizona
Beige (3,5x3,5)
30x30 M316



Pastilha Arizona
Grey (3,5x3,5)
30x30 M316



Pastilha Mosaic Arizona
Beige (10x5)
30x30 M313




Pastilha Mosaic Arizona
Grey (10x5)
30x30 M313



Arizona Beige
30x60 M118



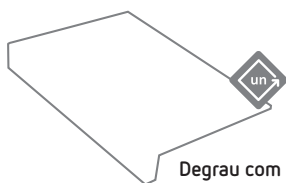
Arizona Grey
30x60 M118



R11
A
Classe 3
Wet ≥ 56
Dry ≥ 69

Degrau e rodapé


Step and skirting
Nez de marche et plinthe
Stufe und Sockelleiste



Degrau com bordo Arizona⁽¹⁾
30x60 U517



Degrau Arizona⁽¹⁾
30x60 U424



Rodapé Arizona⁽¹⁾
8x60 U409

(1) Disponível em todas as cores | Available in all colours | Disponible sur toutes les couleurs | In allen Farben verfügbar

Tabela de embalagem e paletização

Packing list

Emballage et palettisation

Verpackung und Palettierung

Formato (cm) Size Format	Espessura (mm) Thickness Épaisseur Dicke	Caixa Box Boîte Karton			Paleta Pallet Palette Palette			Dimensões Dimensions Dimension Abmessungen
		Peças Pieces Pièces Teile	M ² Aprox. Sqm Approx. M ² Approx. ca. M ²	Kg	Caixas Boxes Boîtes Kartons	M ² Aprox. Sqm Approx. M ² Approx. ca. M ²	Kg	
30x60	7.8	8	1.47	24.84	40	58.80	1013	1200x800x755
30x30 Pastilha	7.8	11	1.00	15.98	30	30.00	499	1200x800x640
8x60*	7.8	13	7.80	10.60	96	748.80	1018	1120x950x810

*Rodapé / Skirting / Plinthe / Sockelleiste

Metros lineares / Linear meters / Mètres linéaires / Laufende Meter



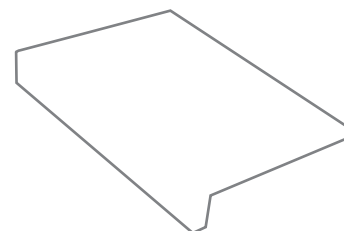
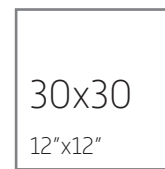
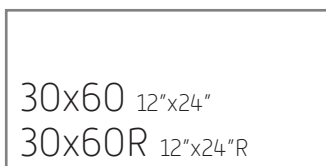

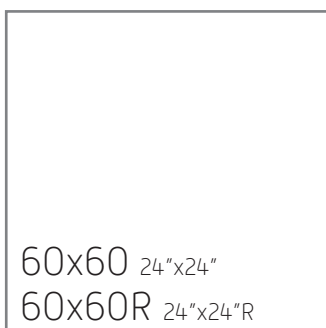

4 Formatos Sizes Formats Formate

Porcelânico
Porcelain tiles
Grès cérame
Feinsteinzeug



Complementos

Special pieces
Pièces spéciales
Formteile



30x45 12"x18"
30x45R 12"x18"R
30x60 12"x24"
30x60R 12"x24"R




8x60/8x60R 3¹/₅"x24"/3¹/₅"x24"R
8x45/8x45R 3¹/₅"x18"/3¹/₅"x18"R

4 Cores Colours Couleurs Farben









Time Branco Canvas
120x60R M220



Time Branco Canvas
60x60 M124
60x60R M211



Time Branco Canvas
30x60 M116
30x60R M206



Pastilha Time
Branco Canvas (2,2x9,7)
30x30 M315




Time Branco Canvas
45x45 M114
45x45R M205



Time Cinza Basic
120x60R M220




Time Cinza Basic
60x60 M124
60x60R M211




Pastilha Time
Mix (3,5x3,5)
30x30 M316



Time Cinza Basic
30x60 M116
30x60R M206



Pastilha Time
Cinza Basic (2,2x9,7)
30x30 M315



Time Cinza Basic
45x45 M114
45x45R M205




Time Cinza Graffico
120x60R M220




Pastilha Time
Mix (3,5x3,5)
30x30 M316



Time Cinza Graffico
60x60 M124
60x60R M211




Pastilha Time
Cinza Graffico (2,2x9,7)
30x30 M315




Time Cinza Graffico
30x60 M116
30x60R M206




Time Cinza Graffico
45x45 M114
45x45R M205




Time Antracite
120x60R M220




Time Antracite
60x60 M124
60x60R M211



Pastilha Time
Mix (3,5x3,5)
30x30 M316



Time Antracite
30x60 M116
30x60R M206



Pastilha Time
Antracite (2,2x9,7)
30x30 M315



Time Antracite
45x45 M114
45x45R M205



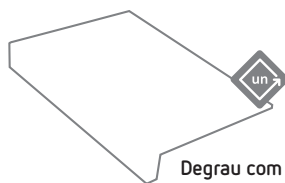
Time Antracite 60x60R

Degrau e rodapé

Step and skirting

Nez de marche et plinthe

Stufe und Sockelleiste



Degrau com bordo Time⁽¹⁾

30x60	U517
30x60R	U518
30x45	U515
30x45R	U515



Rodapé Time⁽¹⁾

8x60	U409
8x60R	U411
8x45	U406
8x45R	U407

(1) Disponível em todas as cores | Available in all colours | Disponible sur toutes les couleurs | In allen Farben verfügbar

Tabela de embalagem e paletização

Packing list

Emballage et palettisation

Verpackung und Palettierung

Formato (cm) Size Format	Espessura (mm) Thickness Épaisseur Dicke	Caixa Box Boîte Karton			Paleta Pallet Palette Palette			
		Peças Pieces Pièces Teile	M ² Aprox. Sqm Approx. M ² Approx. ca. M ²	Kg	Caixas Boxes Boîtes Kartons	M ² Aprox. Sqm Approx. M ² Approx. ca. M ²	Kg	Dimensões Dimensions Dimension Abmessungen
120x60R	11	1	0.72	19.00	50	36.00	941	1305x855x750
60x60	9.5	3	1.10	23.13	40	44.00	950	1200x800x755
60x60R	9.5	3	1.07	22.67	44	47.08	1020	1200x800x745
45x45	8	6	1.24	21.38	66	81.84	1428	1200x800x1050
45x45R	8	6	1.20	20.55	66	79.20	1385	1200x800x1040
30x60	7.8	8	1.47	24.84	40	58.80	1013	1200x800x755
30x60R	7.8	8	1.43	23.93	40	57.20	975	1200x800x745
30x30 Pastilha	7.8	11	1.00	15.98	30	30.00	499	1200x800x640
8x60*	7.8	13	7.80	10.60	96	748.80	1018	1120x950x810
8x60R*	7.8	13	7.80	10.20	96	748.80	994	1120x950x810
8x45*	8	32	14.40	19.42	56	806.40	1087	1120x950x810
8x45R*	8	32	14.40	18.90	56	806.40	1062	1120x950x810

*Rodapé / Skirting / Plinthe / Sockelleiste

Metros lineares / Linear meters / Mètres linéaires / Laufende Meter



1 Formato Size Format

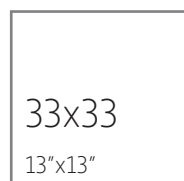
Porcelânico

Porcelain tiles
Grès cérame
Feinsteinzeug




Complementos

Special pieces
Pièces spéciales
Formteile




8x33 3¹/₅"x13"


4 Cores Colours Couleurs Farben




Vision Branco Canvas
33x33 M106



Vision Bege Canhamo
33x33 M106



Vision Cinza Basic
33x33 M106



Vision Cinza Graffic
33x33 M106

Rodapé

Skirting
Plinthe
Sockelleiste



Rodapé Vision⁽¹⁾
8x33 U402

(1) Disponível em todas as cores | Available in all colours | Disponible sur toutes les couleurs | In allen Farben verfügbar

Tabela de embalagem e paletização

Packing list Emballage et palettisation Verpackung und Palettierung		Caixa Box Boîte Karton			Paleta Pallet Palette Palette			
Formato (cm) Size Format	Espessura (mm) Thickness Épaisseur Dicke	Peças Pieces Pièces Teile	M ² Aprox. Sqm Approx. M ² Approx. ca. M ²	Kg	Caixas Boxes Boîtes Kartons	M ² Aprox. Sqm Approx. M ² Approx. ca. M ²	Kg	Dimensões Dimensions Dimension Abmessungen
33x33	7.2	10	1.09	17.20	68	74.12	1189	1200x800x810
8x33*	7.2	25	8.25	9.75	104	858.00	1039	1120x950x785

*Rodapé / Skirting / Plinthe / Sockelleiste
Metros lineares / Linear meters / Mètres linéaires / Laufende Meter



1 Formato Size Format

Porcelânico
 Porcelain tiles
 Grès cérame
 Feinsteinzeug




7 Cores Colours Couleurs Farben



WHITE



ORIENT BEIGE



COOL BEIGE




ROSE LAND



GENTLE GREY



MASTER GREY




BLACK




Naprec Master Grey 45x45 | Naprec Up Cool Beige M10x10 | Naprec Glossy Cool Beige M20x20




R9
Classe 1
Wet ≥ 33
Dry ≥ 59




Naprec White
45x45 M113



Naprec Orient Beige
45x45 M113




Naprec Cool Beige
45x45 M113




Naprec Rose Land
45x45 M121



Naprec Gentle Grey
45x45 M113



Naprec Master Grey
45x45 M113



Naprec Black
45x45 M121



R9
Classe 1
Wet ≥ 33
Dry ≥ 59



Naprec Rose Land 45x45 | Naprec On Rose Land M10x10

Tabela de embalagem e paletização

Packing list Emballage et palettisation Verpackung und Palettierung		Caixa Box Boîte Karton			Paleta Pallet Palette Palette			
Formato (cm) Size Format	Espessura (mm) Thickness Épaisseur Dicke	Peças Pieces Pièces Teile	M ² Aprox. Sqm Approx. M ² Approx. ca. M ²	Kg	Caixas Boxes Boîtes Kartons	M ² Aprox. Sqm Approx. M ² Approx. ca. M ²	Kg	Dimensões Dimensions Dimension Abmessungen
45x45	8	6	1.24	21.38	66	81.84	1428	1200x800x1050





2 Formatos Sizes Formats Formate

Porcelânico
Porcelain tiles
Grès cérame
Feinsteinzeug




Complementos

Special pieces
Pièces spéciales
Formteile




8x60R 31/5"x24"R

2 Cores Colours Couleurs Farben



CINZA



VERMELHO


237



Magma Vermelho 120x60R | True | Way Almond 120x20R



Magma Cinza
120x60R M241



Magma Cinza
60x60R M232



Magma Cinza 60x60R



Magma Vermelho
120x60R M241



Magma Vermelho
60x60R M232

Rodapé

Skirting
Plinthe
Sockelleiste



Rodapé Magma⁽¹⁾
8x60R U411

(1) Disponível em todas as cores | Available in all colours | Disponible sur toutes les couleurs | In allen Farben verfügbar

Tabela de embalagem e paletização

Packing list Emballage et palettisation Verpackung und Palettierung		Caixa Box Boîte Karton			Paleta Pallet Palette Palette			
Formato (cm) Size Format	Espessura (mm) Thickness Épaisseur Dicke	Peças Pieces Pièces Teile	M ² Aprox. Sqm Approx. M ² Approx. ca. M ²	Kg	Caixas Boxes Boîtes Kartons	M ² Aprox. Sqm Approx. M ² Approx. ca. M ²	Kg	Dimensões Dimensions Dimension Abmessungen
120x60R	11	1	0.72	19.00	50	36.00	941	1305x855x750
60x60R	9.5	3	1.07	22.67	44	47.08	1020	1200x800x745
8x60R*	9.5	12	7.20	11.30	96	691.20	1099	1120x950x810

*Rodapé / Skirting / Plinthe / Sockelleiste
Metros lineares / Linear meters / Mètres linéaires / Laufende Meter

M10x10



1 Formato Size Format

Porcelânico

Porcelain tiles
Grès cérame
Feinsteinzeug



M10x10
M4"x4"



Sphata Beige M10x10 M220
Sphata Grey M10x10 M220
Sphata Dark Grey M10x10 M220
Sphata Nut M10x10 M220



Everlane White M10x10 M220
Everlane Beige M10x10 M220
Everlane Grey M10x10 M220
Everlane Black M10x10 M220



Trace Beige M10x10 M220
Trace Grey M10x10 M220
Trace Black M10x10 M220
Ethimo White M10x10 M220
Ethimo Beige M10x10 M220
Ethimo Grey M10x10 M220



Time Branco Canvas M10x10 M220
Time Cinza Basic M10x10 M220
Time Cinza Graffico M10x10 M220
Time Antracite M10x10 M220



Infinity Pearl M10x10 M220
Infinity Moka M10x10 M220
Infinity Basic Grey M10x10 M220
Infinity Grafite Grey M10x10 M220
Infinity Black M10x10 M220



Wild Rock Ivory M10x10 M220
Wild Rock Beige M10x10 M220
Wild Rock Grey M10x10 M220
Wild Rock Black M10x10 M220



Purple Stone Sahara M10x10 M220
Purple Stone Suez M10x10 M220
Purple Stone Cairo M10x10 M220
Purple Stone Plus Sahara M10x10 M220
Purple Stone Plus Suez M10x10 M220
Purple Stone Plus Cairo M10x10 M220



Lithos Beige M10x10 M220
Lithos Brown M10x10 M220
Lithos Grey M10x10 M220



Pukka White M10x10 M220
Pukka Beige M10x10 M220
Pukka Anthracite M10x10 M220



Born Stone Beige M10x10 M220
Born Stone Grey M10x10 M220
Born Stone Anthracite M10x10 M220



Arizona Beige M10x10 M220
Arizona Grey M10x10 M220

Se pretender outros produtos em porcelânico M10x10 contacte a Recer [preços sob consulta].
If you would like other M10x10 porcelain products, please contact Recer [prices on request].
Si vous désirez d'autres produits en grès cérame M10x10, contactez Recer [prix sur demande].
Falls Sie weitere Feinsteinzeugprodukte M10x10 wünschen, kontaktieren Sie bitte Recer (Preise nach Absprache).



O pequeno formato está de volta e em força. Muito versátil e altamente decorativo, proporciona inúmeras combinações para criar espaços únicos. O tamanho importa? Sim, mas quanto mais pequeno mais belo.

Small sizes are back in force. Very versatile and highly decorative, they offer countless combinations, allowing you to create unique spaces. Does size matter? Yes, but small is beautiful.

Le petit format fait son retour en force. Très polyvalent et décoratif, il permet d'innombrables combinaisons pour créer des espaces uniques. La taille importe-t-elle? Oui, mais plus c'est petit et plus c'est beau.

Das Kleinformat ist zurück und wie! Sehr vielseitig, hochgradig dekorativ und in der Lage, zahllose Kombinationen hervorzubringen, um einzigartige Räume zu schaffen. Ist Größe wichtig? Ja, aber je kleiner, desto schöner.

RECEER
RECEER
RECEER
RECEER
RECEER

SIB
small
is beautiful




1 Formato Size Format

Grés vidrado
 Glazed tiles
 Grès émaillé
 Glasiertes Steinzeug




2 Cores Colours Couleurs Farben

Blue




Sepia




Coleção composta por peças diferentes, disponibilizadas de forma aleatória dentro da embalagem ou separadamente nos padrões Allegri e Nidus.
 The collection comprises different pieces, packaged as a random assortment or separately in patterns Allegri and Nidus.
 Collection composée de pièces différentes, disposées de forme aléatoire dans l'emballage ou séparément, dans les motifs Allegri et Nidus.
 Kollektion besteht aus verschiedenen Teilen, die in zufälliger Kombination oder nach einzeln in den Mustern Allegri und Nidus.



Antiq Allegri Sepia
M20X20 M119



Antiq Nidus Sepia
M20X20 M119



Antiq Sepia*
M20X20 M119


*Mix 8 peças | 8 Pieces mix | Mix 8 pièces | Mix 8 Teile




Antiq Sepia M20x20



Antiq Allegri Blue
M20X20 M119



Antiq Nidus Blue
M20X20 M119



Antiq Blue*
M20X20 M119

*Mix 8 peças | 8 Pieces mix | Mix 8 pièces | Mix 8 Teile



Antiq Allegri Blue M20x20 | Born Stone Grey 60x60

Tabela de embalagem e paletização

Packing list

Emballage et palettisation

Verpackung und Palettierung

FORMATO (cm) Size Format	ESPESSURA (mm) Thickness Épaisseur Dicke	CAIXA Box Boîte Karton			Paleta Pallet Palette Palette			DIMENSÕES Dimensions Dimension Abmessungen
		PEÇAS Pieces Pièces Teile	M ² Aprox. Sqm Approx. M ² Approx. ca. M ²	Kg	CAIXAS Boxes Boîtes Kartons	M ² Aprox. Sqm Approx. M ² Approx. ca. M ²	Kg	
M20x20	6	25	1,00	12,30	112	112,00	1397	1200x800x940



1 Formato Size Format

Grés vidrado
 Glazed tiles
 Grès émaillé
 Glasiertes Steinzeug



3 Cores Colours Couleurs Farben



Bohème M20x20



Revival M20x20



Twenties M20x20


Coleção composta por peças diferentes, disponibilizadas de forma aleatória dentro da embalagem ou separadamente por padrão individual.
 The collection comprises different pieces, packaged as a random assortment or separately by individual pattern.
 Collection composée de pièces différentes, disposées de forme aléatoire dans l'emballage ou séparément, par motif individuel.
 Kollektion besteht aus verschiedenen Teilen, die in zufälliger Kombination oder nach einzelnen Mustern verpackt werden.




Bohème M20x20 | Mood Relax 15x90R




Bohème Wave
M20x20 (9x)




Bohème Grid
M20x20 (9x)




Bohème Cool
M20x20 (9x)



Bohème Matrix
M20x20 (9x)



Bohème Full
M20x20 (9x)




Bohème Line
M20x20 (9x)



Bohème Grid
M20x20 M119



Bohème Matrix
M20x20 M119



Bohème Full
M20x20 M119



Bohème Cool
M20x20 M119



Bohème Wave
M20x20 M119



Bohème Line
M20x20 M119



Bohème*
M20x20 M119


*Mix 6 peças | 6 Pieces mix | Mix 6 pièces | Mix 6 Teile




Revival M20x20 | Everlane Grey 60x60R



Revival Ring
M20x20 (9x)



Revival Tulip
M20x20 (9x)




Revival Pattern
M20x20 (9x)




Revival Memory
M20x20 (9x)



Revival Spectrum
M20x20 (9x)




Revival Leaf
M20x20 (9x)



Revival Leaf
M20x20 M119



Revival Pattern
M20x20 M119




Revival Memory
M20x20 M119



Revival Spectrum
M20x20 M119



Revival Tulip
M20x20 M119



Revival Ring
M20x20 M119



Revival Corner
M20x20 U403



Revival Frame
M20x20 U403



Revival White
M20x20 M119



Revival*
M20x20 M119

*Mix 9 peças | 9 Pieces mix | Mix 9 pièces | Mix 9 Teile



Twenties M20x20 | Mood Free 22x90R | 15x90R



Twenties Classic
M20x20 (9x)



Twenties Circle
M20x20 (9x)



Twenties Petal
M20x20 (9x)



Twenties Vertex
M20x20 (9x)



Twenties Diamond
M20x20 (9x)




Twenties Crest
M20x20 (9x)



Twenties Classic
M20x20 M119



Twenties Diamond
M20x20 M119



Twenties Crest
M20x20 M119



Twenties Circle
M20x20 M119




Twenties Vertex
M20x20 M119




Twenties Petal
M20x20 M119



Twenties Corner
M20x20 U403



Twenties Frame
M20x20 U403



Twenties Black
M20x20 M119



Twenties Grey
M20x20 M119



Twenties White
M20x20 M119



Twenties*
M20x20 M119

*Mix 11 peças | 11 Pieces mix | Mix 11 pièces | Mix 11 Teile

Tabela de embalagem e paletização

Packing list Emballage et palettisation Verpackung und Palettierung		Caixa Box Boîte Karton			Paleta Pallet Palette Palette			
Formato (cm) Size Format	Espessura (mm) Thickness Épaisseur Dicke	Peças Pieces Pièces Teile	M ² Aprox. Sqm Approx. M ² Approx. ca. M ²	Kg	Caixas Boxes Boîtes Kartons	M ² Aprox. Sqm Approx. M ² Approx. ca. M ²	Kg	Dimensões Dimensions Dimension Abmessungen
M20x20	6	25	1.00	12.30	112	112.00	1397	1200x800x940



1 Formato Size Format


Grés vidrado
 Glazed tiles
 Grès émaillé
 Glasiertes Steinzeug



3 Cores Colours Couleurs Farben



WHITE



BLACK



BROWN



Triplex Real Black M20x20





Triplex Real White
M20x20 M119



Triplex Real Black
M20x20 M119



Triplex Real Brown
M20x20 M119



Triplex Valverde White
M20x20 M119



Triplex Valverde Black
M20x20 M119



Triplex Valverde Brown
M20x20 M119



Triplex Fronteira White
M20x20 M119




Triplex Fronteira Black
M20x20 M119




Triplex Fronteira Brown
M20x20 M119



Triplex White
M20x20 M116



Triplex Black
M20x20 M116



Triplex Brown
M20x20 M116

Tabela de embalagem e paletização

Packing list

Emballage et palettisation

Verpackung und Palettierung

Formato (cm) Size Format	Espessura (mm) Thickness Épaisseur Dicke	Caixa Box Boîte Karton			Paleta Pallet Palette Palette			Dimensões Dimensions Dimension Abmessungen
		Peças Pieces Pièces Teile	M ² Aprox. Sqm Approx. M ² Approx. ca. M ²	Kg	Caixas Boxes Boîtes Kartons	M ² Aprox. Sqm Approx. M ² Approx. ca. M ²	Kg	
M20x20	6	25	1.00	12.30	112	112.00	1397	1200x800x940



1 Formato Size Format

Grés vidrado
 Glazed tiles
 Grès émaillé
 Glasiertes Steinzeug



Complementos

Decorative pieces
 Pièces décoratives
 Formteilen



4 Cores Colours Couleurs Farben



WHITE



BEIGE



GREY



ANTHRACITE



Edit Decor Beige/Grey M20x20 | Everlane White Rev 30x60R







Edit White
M20x20 M119



Edit Decor Anthracite/White
M20x20 M119




Edit Anthracite
M20x20 M119



Edit Beige
M20x20 M119



Edit Decor Beige/Grey
M20x20 M119



Edit Grey
M20x20 M119

Exemplos de soluções de aplicação

Examples of application solutions
Exemples de solutions d'application
Beispiele für Anwendungslösungen



Tabela de embalagem e paletização | Grés vidrado

Packing list | Glazed tiles

Emballage et palettisation | Grés émaillé

Verpackung und Palettierung | Glasiertes Steinzeug

Caixa Box Boîte Karton

Paleta Pallet Palette


Formato (cm) Size Format	Espessura (mm) Thickness Épaisseur Dicke	Caixa			Paleta			Dimensões Dimensions Dimension Abmessungen
		Peças Pieces Pièces Teile	M ² Aprox. Sqm Approx. M ² Approx. ca. M ²	Kg	Caixas Boxes Boîtes Kartons	M ² Aprox. Sqm Approx. M ² Approx. ca. M ²	Kg	
M20x20	6	25	1,00	12,30	112	112,00	1397	1200x800x940



4 Formatos Sizes Formats Formate

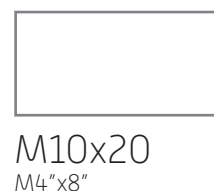
Revestimento de pasta branca

White body wall tiles
Faience en pâte blanche
Weißscherbige Wandfliesen




Grés vidrado

Glazed tiles
Grès émaillé
Glasiertes Steinzeug



Porcelânico

Porcelain tiles
Grès cérame
Feinsteinzeug




7 Cores Colours Couleurs Farben



WHITE



ORIENT BEIGE



COOL BEIGE



ROSE LAND



GENTLE GREY



MASTER GREY



BLACK




Naprec Up White
M10x10 M120




Naprec On White
M10x10 M120




Naprec In White
M10x10 M120



Naprec Glossy White
M20x20 M109



Naprec Matt White
M20x20 M109



Naprec Up Rose Land
M10x10 M127



Naprec On Rose Land
M10x10 M127



Naprec In Rose Land
M10x10 M127



Naprec Glossy Rose Land
M20x20 M116



Naprec Matt Rose Land
M20x20 M114




Naprec On Rose Land M10x10




Naprec Mater White
M10x20 M116



Naprec Modul White
M10x20 M116



Naprec Tek White
M10x20 M116



Naprec White
45x45 M113

R9 | Classe 1
Wet ≥ 33 Dry ≥ 59



Naprec Mater Rose Land
M10x20 M120



Naprec Modul Rose Land
M10x20 M120



Naprec Tek Rose Land
M10x20 M120



Naprec Rose Land
45x45 M121

R9 | Classe 1
Wet ≥ 33 Dry ≥ 59



Naprec Modul White M10x20




Naprec Up Gentle Grey
M10x10 M123



Naprec On Gentle Grey
M10x10 M123



Naprec In Gentle Grey
M10x10 M123



Naprec Glossy Gentle Grey
M20x20 M113




Naprec Matt Gentle Grey
M20x20 M112



Naprec Up Master Grey
M10x10 M123



Naprec On Master Grey
M10x10 M123



Naprec In Master Grey
M10x10 M123



Naprec Glossy Master Grey
M20x20 M113



Naprec Matt Master Grey
M20x20 M112







Naprec Mater Gentle Grey
M10x20 M118



Naprec Modul Gentle Grey
M10x20 M118



Naprec Tek Gentle Grey
M10x20 M118



Naprec Gentle Grey
45x45 M113 R9 | Classe 1
Wet ≥ 33 Dry ≥ 59



Naprec Mater Master Grey
M10x20 M118



Naprec Modul Master Grey
M10x20 M118



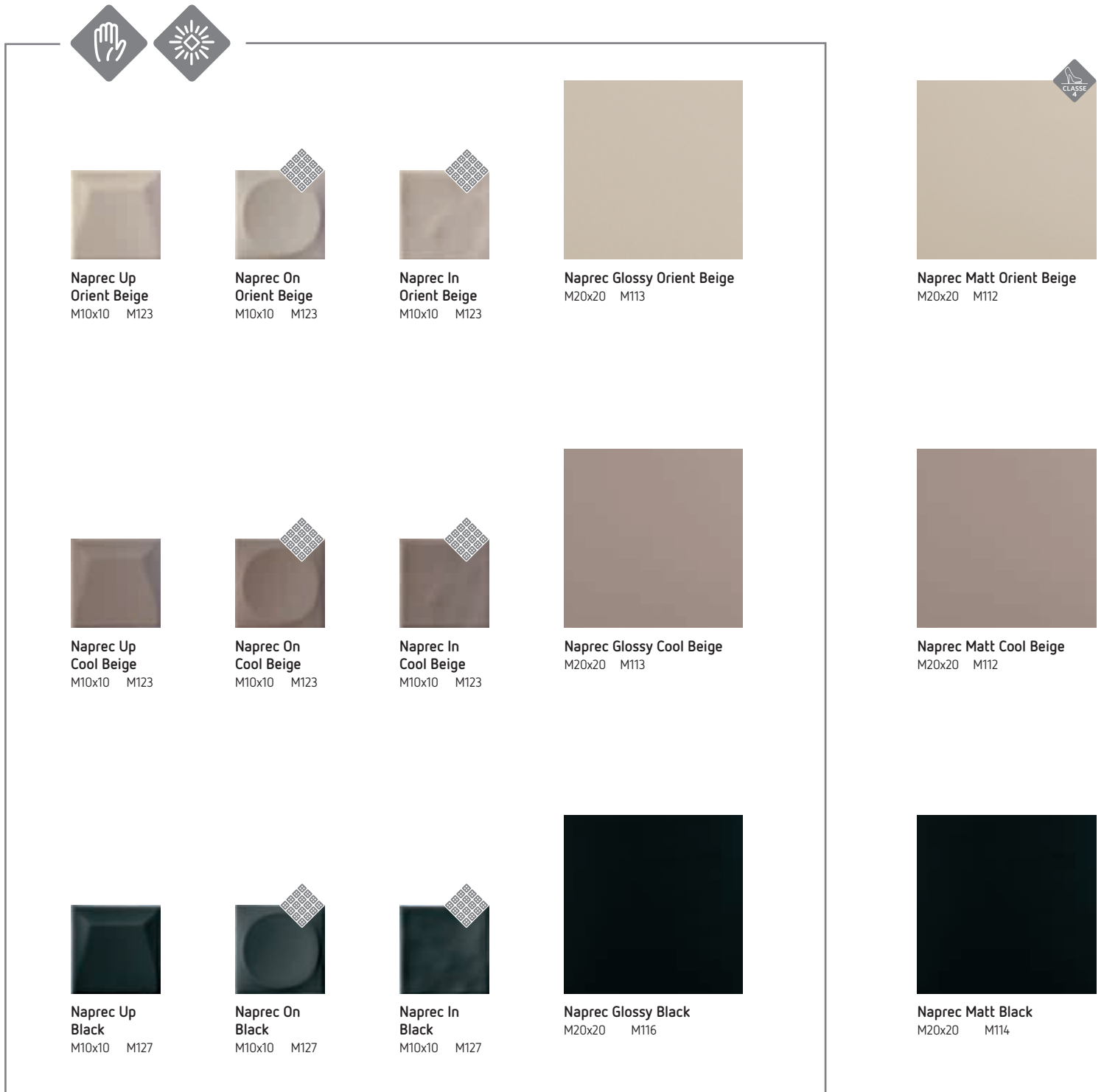
Naprec Tek Master Grey
M10x20 M118



Naprec Master Grey
45x45 M113 R9 | Classe 1
Wet ≥ 33 Dry ≥ 59



Naprec Gentle Grey 45x45 | Naprec Gentle Grey M20x20 | Naprec Master Grey M20x20



**Naprec Up
Orient Beige**
M10x10 M123

**Naprec On
Orient Beige**
M10x10 M123

**Naprec In
Orient Beige**
M10x10 M123

Naprec Glossy Orient Beige
M20x20 M113

Naprec Matt Orient Beige
M20x20 M112

**Naprec Up
Cool Beige**
M10x10 M123

**Naprec On
Cool Beige**
M10x10 M123

**Naprec In
Cool Beige**
M10x10 M123

Naprec Glossy Cool Beige
M20x20 M113

Naprec Matt Cool Beige
M20x20 M112

**Naprec Up
Black**
M10x10 M127

**Naprec On
Black**
M10x10 M127

**Naprec In
Black**
M10x10 M127

Naprec Glossy Black
M20x20 M116

Naprec Matt Black
M20x20 M114

Tabela de embalagem e paletização

Packing list

Emballage et palettisation

Verpackung und Palettierung

Caixa Box Boîte Karton

Paleta Pallet Palette Palette

Formato (cm) Size Format	Espessura (mm) Thickness Épaisseur Dicke	Caixa			Paleta			Dimensões Dimensions Abmessungen
		Peças Pieces Pièces Teile	M² Aprox. Sqm Approx. M² Approx. ca. M²	Kg	Caixas Boxes Boîtes Kartons	M² Aprox. Sqm Approx. M² Approx. ca. M²	Kg	
45x45	8	6	1.24	21.38	66	81.84	1428	1200x800x1050
M20x20 Glossy	6.5	25	1.00	10.45	96	96.00	1026	1200x800x940
M20x20 Matt	6	25	1.00	12.30	112	112.00	1397	1200x800x940
M10x20 Tek	6.7	44	0.88	10.94	96	84.48	1148	1200x800x950
M10x20 Modul	6.7	44	0.88	11.27	96	84.48	1103	1200x800x950
M10x20 Mater	6.7	44	0.88	11.87	96	84.48	1162	1200x800x950
M10x10 Up	8	80	0.80	8.50	72	57.60	627	1200x800x750
M10x10 On*	8	81	0.81	9.12	72	58.32	656	1120x950x740
M10x10 In*	6.5	90	0.90	9.53	72	64.80	701	1120x950x740

*Colado em rede de 9 peças / In set of 9 pieces mesh-mounted. / Collé sur trame de 9 pièces / Im Satz von 9 Fliesen auf Netz geklebt




Naprec Mater Orient Beige
M10x20 M118



Naprec Modul Orient Beige
M10x20 M118



Naprec Tek Orient Beige
M10x20 M118



Naprec Orient Beige
45x45 M113

R9 | Classe 1
Wet ≥ 33 Dry ≥ 59




Naprec Mater Cool Beige
M10x20 M118



Naprec Modul Cool Beige
M10x20 M118




Naprec Tek Cool Beige
M10x20 M118



Naprec Cool Beige
45x45 M113

R9 | Classe 1
Wet ≥ 33 Dry ≥ 59




Naprec Mater Black
M10x20 M120



Naprec Modul Black
M10x20 M120



Naprec Tek Black
M10x20 M120



Naprec Black
45x45 M121

R9 | Classe 1
Wet ≥ 33 Dry ≥ 59



1 Formato Size Format

Grés vidrado
 Glazed tiles
 Grès émaillé
 Glasiertes Steinzeug



Complementos
 Special pieces
 Pièces spéciales
 Formteile

M20x20
 M8"x8"

30x30
 12"x12"



True M20x20 | Everlane Bege Rev 30x60



True M20x20 | Magma Vermelho 120x60R | Way Almond 120x20R


Tabela de embalagem e paletização

Packing list

Emballage et palettisation

Verpackung und Palettierung

Formato (cm) Size Format	Espessura (mm) Thickness Épaisseur Dicke	Caixa Box Boîte Karton			Paleta Pallet Palette Palette			Dimensões Dimensions Dimension Abmessungen
		Peças Pieces Pièces Teile	M ² Aprox. Sqm Approx. M ² Approx. ca. M ²	Kg	Caixas Boxes Boîtes Kartons	M ² Aprox. Sqm Approx. M ² Approx. ca. M ²	Kg	
M20x20	6	25	1.00	12.30	112	112.00	1397	1200x800x940

**True**


M20x20 M131

Coleção composta por 42 peças diferentes, disponibilizadas de forma aleatória dentro da embalagem.

The collection comprises 42 different pieces, packaged as a random assortment.

Collection composée de 42 pièces différentes, disposées de forme aléatoire dans l'emballage.

Kollektion aus 42 verschiedenen Teilen, die in freier Reihenfolge verpackt sind.

**Mosaic True (4,5x4,5)**


30x30 M307



1 Formato Size Format

Revestimento de Pasta Branca

White body wall tiles
 Faience en pâte blanche
 Weißscherbige Wandfliesen



Complementos

Special pieces
 Pièces spéciales
 Formteile



M10x10
 M4"x4"



M10x10
 M4"x4"

8 Cores Colours Couleurs Farben



ORANGE SUNSET



YELLOW LIME



GREEN KIWI



BLUE SKY



WHITE ICE




SOFT CREAM




RED CHERRY



BLACK OLIVE



Twist Green Kiwi
M10x10 M132




Twist Parisian Green Kiwi
M10x10 U402



Twist Iced Green Kiwi
M10x10 U402



Twist Pike's Green Kiwi
M10x10 U402



Twist Blue Sky
M10x10 M126



Twist Parisian Blue Sky
M10x10 U402



Twist Iced Blue Sky
M10x10 U402



Twist Pike's Blue Sky
M10x10 U402



Twist Black Olive
M10x10 M132




Twist Parisian Black Olive
M10x10 U402



Twist Iced Black Olive
M10x10 U402



Twist Pike's Black Olive
M10x10 U402



Twist Red Cherry
M10x10 M132




Twist Parisian Red Cherry
M10x10 U402




Twist Iced Red Cherry
M10x10 U402



Twist Pike's Red Cherry
M10x10 U402



Twist Parisian Red Cherry M10x10 | Twist Red Cherry M10x10



Twist White Ice
M10x10 M126




Twist Parisian White Ice
M10x10 U402



Twist Iced White Ice
M10x10 U402



Twist Pike's White Ice
M10x10 U402



Twist Soft Cream
M10x10 M126




Twist Parisian Soft Cream
M10x10 U402



Twist Iced Soft Cream
M10x10 U402



Twist Pike's Soft Cream
M10x10 U402



Twist Orange Sunset
M10x10 M132




Twist Parisian Orange Sunset
M10x10 U402




Twist Iced Orange Sunset
M10x10 U402



Twist Pike's Orange Sunset
M10x10 U402



Twist Yellow Lime
M10x10 M126




Twist Parisian Yellow Lime
M10x10 U402



Twist Iced Yellow Lime
M10x10 U402




Twist Pike's Yellow Lime
M10x10 U402



Peça Decorada Shaker Parisian
M10x10 U404



Peça Decorada Shaker Iced
M10x10 U404



Peça Decorada Shaker Pike's
M10x10 U404

Tabela de embalagem e paletização

Packing list

Emballage et palettisation

Verpackung und Palettierung

Formato (cm) Size Format	Espessura (mm) Thickness Épaisseur Dicke	Caixa Box Boîte Karton			Paleta Pallet Palette Palette			Dimensões Dimensions Dimension Abmessungen
		Peças Pieces Pièces Teile	M ² Aprox. Sqm Approx. M ² Approx. ca. M ²	Kg	Caixas Boxes Boîtes Kartons	M ² Aprox. Sqm Approx. M ² Approx. ca. M ²	Kg	
M10x10*	6.5	90	0.90	9.05	72	64.80	666	1120x950x715


*Colado em rede de 9 peças / In set of 9 pieces mesh-mounted / Collé sur trame de 9 pièces / Im Satz von 9 Fliesen auf Netz geklebt



1 Formato Size Format

Revestimento de pasta branca

White body wall tiles
Faïence en pâte blanche
Weißscherbige Wandfliesen



Retro Chic 30x60 também está disponível no Blend It (Pág. 120)
Retro Chic 30x60 is also available in Blend It (p. 120)
Retro Chic 30x60 est également disponible avec la finition Blend It (page 120)
Retro Chic 30x60 ist auch erhältlich im Kleinformat Blend It (Seite 120)

4 Cores Colours Couleurs Farben



Retro Chic White
15x30 M115



Retro Chic Gold
15x30 M115



Retro Chic Anthracite
15x30 M115



Retro Chic Blue
15x30 M115

Com o intuito de potenciar o efeito "brick" no formato 15x30, as peças apresentam ao longo das suas 4 arestas efeitos de cunho e gráfica, que as distinguem do formato 30x60.
To enhance the brick effect for the 15x30 size, the pieces have structural and graphic effects along their 4 edges, which distinguish them from the 30x60 size.
Dans le but de renforcer l'effet « brick » dans le format 15x30, les pièces présentent le long de leurs 4 arêtes des effets graphiques et d'empreinte, qui les distinguent du format 30x60.
Um den "Backsteincharakter" beim Format 15x30 zu unterstreichen, weisen die Teile entlang ihrer 4 Kanten Prägeeffekte und graphische Effekte auf, die sie vom Format 30x60 unterscheiden.

Tabela de embalagem e paletização | Revestimento de Pasta Branca

Packing list White body wall tiles Emballage et palettisation Faïence en pâte blanche Verpackung und Palettierung Weißscherbige Wandfliesen		Caixa Box Boîte Karton			Paleta Pallet Palette			Dimensões Dimensions Dimension Abmessungen
Formato (cm) Size Format	Espessura (mm) Thickness Épaisseur Dicke	Peças Pieces Pièces Teile	M ² Aprox. Sqm Approx. M ² Approx. ca. M ²	Kg	Caixas Boxes Boîtes Kartons	M ² Aprox. Sqm Approx. M ² Approx. ca. M ²	Kg	
15x30	7	21	0.95	10.55	85	80.75	949	1200x800x870




1 Formato Size Format

Revestimento de pasta branca


White body wall tiles
Faïence en pâte blanche
Weißscherbige Wandfliesen




11 Cores Colours Couleurs Farben



Bli Glossy White
15x30 M108



Bli Glossy Pergamon
15x30 M108



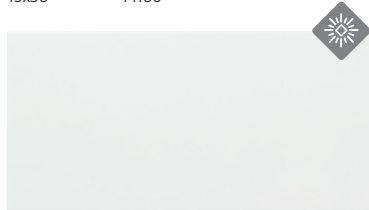
Bli Matt White
15x30 M108




Bli Glossy Anthracite
15x30 M108




Bli Glossy Black
15x30 M108




Bli Decor White
15x30 M108




Bli Decor Light Grey
15x30 M108




Bli Decor Dark Grey
15x30 M108



Bli Decor Beige
15x30 M108



Bli Decor Brown
15x30 M108



Bli Decor Black
15x30 M108

Tabela de embalagem e paletização

Packing list

Emballage et palettisation


Verpackung und Palettierung

Formato (cm) Size Format	Espessura (mm) Thickness Épaisseur Dicke	Caixa Box Boîte Karton			Paleta Pallet Palette Palette			Dimensões Dimensions Dimension Abmessungen
		Peças Pieces Pièces Teile	M ² Aprox. Sqm Approx. M ² Approx. ca. M ²	Kg	Caixas Boxes Boîtes Kartons	M ² Aprox. Sqm Approx. M ² Approx. ca. M ²	Kg	
15x30	7	21	0.95	10.55	85	80.75	949	1200x800x870




1 Formato Size Format

Grés vidrado
 Glazed tiles
 Grès émaillé
 Glasiertes Steinzeug



7,5x15
 3"x6"

9 Cores Colours Couleurs Farben



Porto Branco
 7,5x15 M145



Porto Preto
 7,5x15 M149



Porto Amarelo
 7,5x15 M149



Porto Verde Claro
 7,5x15 M149



Porto Verde Escuro
 7,5x15 M149



Porto Azul Escuro
 7,5x15 M149



Porto Bordeaux
 7,5x15 M149



Porto Verde Opaco
 7,5x15 M149



Porto Azul Claro
 7,5x15 M145

Tabela de embalagem e paletização

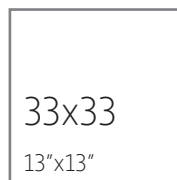
Packing list Emballage et palettisation Verpackung und Palettierung		Caixa Box Boîte Karton			Paleta Pallet Palette Palette			
Formato (cm) Size Format	Espessura (mm) Thickness Épaisseur Dicke	Peças Pieces Pièces Teile	M ² Aprox. Sqm Approx. M ² Approx. ca. M ²	Kg	Caixas Boxes Boîtes Kartons	M ² Aprox. Sqm Approx. M ² Approx. ca. M ²	Kg	Dimensões Dimensions Dimension Abmessungen
7.5x15	9	60	0.68	12.32	90	61.20	1125	1200x800x920



5 Formatos Sizes Formats Formate

Porcelânico

Porcelain tiles
Grès cérame
Feinsteinzeug



Complementos


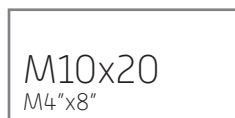
Special pieces
Pièces spéciales
Formteile



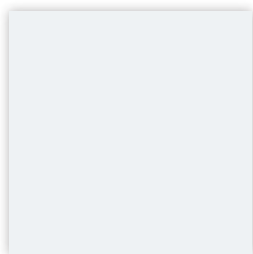
8x33 3¹/₅"x13"

Grés vidrado


Glazed tiles
Grès émaillé
Glasiertes Steinzeug



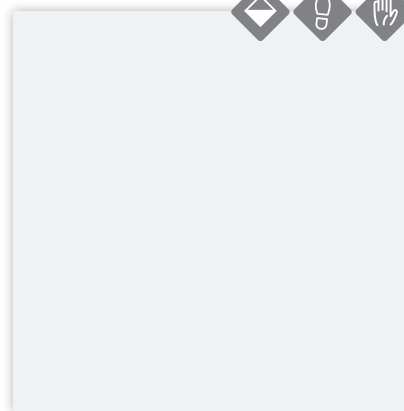
1 Cor Colour Couleur Farbe




Neve M 100
M20x20 M103



Neve M 100
M15x15 M108



Neve
33x33 M106



Neve M 100
M10x20 M103



Neve M 100
M10x10 M119

Rodapé

Skirting
Plinthe
Sockelleiste



Rodapé Neve
8x33 U402

Tabela de embalagem e paletização

Packing list

Emballage et palettisation

Verpackung und Palettierung

Formato (cm) Size Format	Espessura (mm) Thickness Épaisseur Dicke	Caixa Box Boîte Karton			Paleta Pallet Palette Palette			Dimensões Dimensions Dimension Abmessungen
		Peças Pieces Pièces Teile	M ² Aprox. Sqm Approx. M ² Approx. ca. M ²	Kg	Caixas Boxes Boîtes Kartons	M ² Aprox. Sqm Approx. M ² Approx. ca. M ²	Kg	
33x33	7.2	10	1.09	17.20	68	74.12	1189	1200x800x810
M20x20	6	25	1.00	12.30	112	112.00	1397	1200x800x940
M10x20	6	50	1.00	12.31	96	96.00	1200	1200x800x950
M15x15	6	44	1.00	12.28	90	90.00	1126	1200x800x900
M10x10**	6	90	0.90	10.71	72	64.80	800	1120x950x700
8x33*	7.2	25	8.25	9.75	104	858.00	1039	1120x950x785

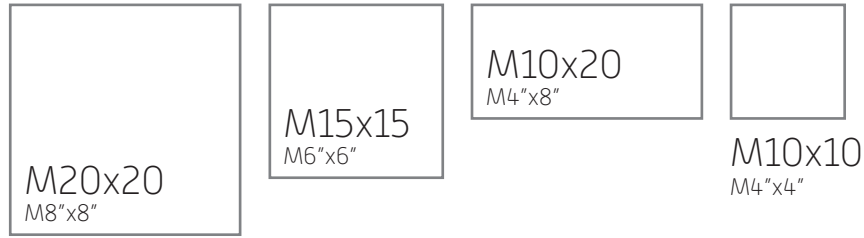
*Rodapé / Skirting / Plinthe / Sockelleiste | Metros lineares / Linear meters / Mètres linéaires / Laufende meter

**Colado em rede de 9 peças / In set of 9 pieces mesh-mounted / Collé sur trame de 9 pièces / Im Satz von 9 Fliesen auf Netz geklebt




4 Formatos Sizes Formats Formate

Grés vidrado
 Glazed tiles
 Grès émaillé
 Glasiertes Steinzeug



44 Cores Colours Couleurs Farben



As cores apresentadas representam a amplitude cromática da série Projectos. Confirme, nas páginas seguintes, as cores existentes por formato.
 The colours shown indicate the span of the Projectos series. Confirm the colours available per size on the pages that follow.
 Les couleurs présentées représentent l'amplitude chromatique de la série Projectos. Confirmez dans les pages suivantes les couleurs existantes par format.
 Die dargestellten Farben zeigen das Farbenspektrum der Serie Projectos. Bestätigen Sie bitte auf den nächsten Seiten die vorhandenen Farben je nach Format.



Projetos M20x20 [Cinza M122 | Cinza M123 | Cinza M124 | Bege 110
Pastel M180 | Pérola M190] | Sphata Dark Grey 60x60



Neve M100
M15x15 M108



Cinza M121
M15x15 M110



Cinza M123
M15x15 M112



Preto M200
M15x15 M112



Pérola M190
M15x15 M110



Bege M110
M15x15 M110



Amarelo M258
M15x15 M112



Azul M140
M15x15 M112




Azul M142
M15x15 M112




Neve M100
M10x10 M119



Cinza M121
M10x10 M122




Cinza M123
M10x10 M125




Preto M200
M10x10 M125



Pérola M190
M10x10 M122



Bege M110
M10x10 M122



Amarelo M258
M10x10 M125



Azul M140
M10x10 M112



Azul M142
M10x10 M122



Neve M100
M10x20 M103



Laranja M500
M10x20 M111



Azul M142
M10x20 M111



Cinza M121
M10x20 M103



Castanho M132
M10x20 M111



Azul M144
M10x20 M111



Cinza M124
M10x20 M104



Amarelo M258
M10x20 M111



Verde M150
M10x20 M111



Cinza M122
M10x20 M104



Vermelho M300
M10x20 M138



Verde M152
M10x20 M111



Cinza M123
M10x20 M111



Rosa M167
M10x20 M111



Preto M200
M10x20 M111



Rosa M165
M10x20 M111



Pérola M190
M10x20 M103



Bordeaux M172
M10x20 M118



Pastel M180
M10x20 M104




Violeta M555
M10x20 M111




Bege M110
M10x20 M104



Azul M140
M10x20 M111



Neve M100
M20x20 M103




Cinza M121
M20x20 M103



Cinza M124
M20x20 M104



Cinza M122
M20x20 M104



Cinza M123
M20x20 M111



Pérola M190
M20x20 M103



Camurça M450
M20x20 M104



Pastel M180
M20x20 M104



Bege M110
M20x20 M104



Bege M111
M20x20 M111



Amarelo M259
M20x20 M106



Amarelo M258
M20x20 M111




Amarelo M257
M20x20 M118




Laranja M501
M20x20 M118



Vermelho M300
M20x20 M138




Bordeaux M171
M20x20 M111




Rosa M166
M20x20 M111




Rosa M167
M20x20 M111



Rosa M165
M20x20 M111



Rosa M162
M20x20 M111



Azul M145
M20x20 M104



Azul M146
M20x20 M111



Azul M140
M20x20 M111



Azul M1152
M20x20 M111



Azul M1151
M20x20 M111



Verde M150
M20x20 M111



Verde M151
M20x20 M111



Verde M156
M20x20 M104




Verde M157
M20x20 M111



Verde M152
M20x20 M111



Cinza M125
M20x20 M111



Antracite M470
M20x20 M111



Preto M200
M20x20 M111



Laranja M500
M20x20 M111




Castanho M131
M20x20 M111



Castanho M132
M20x20 M111



Castanho M133
M20x20 M111



Castanho Escuro M490
M20x20 M111



Bordeaux M172
M20x20 M118



Violeta M555
M20x20 M111



Azul M1153
M20x20 M111



Azul M1149
M20x20 M111



Azul M142
M20x20 M111



Azul M144
M20x20 M111

Tabela de embalagem e paletização

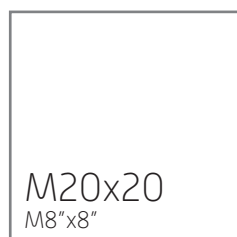
Packing list Emballage et palettisation Verpackung und Palettierung		Caixa Box Boîte Karton			Paleta Pallet Palette Palette			
Formato (cm) Size Format	Espessura (mm) Thickness Épaisseur Dicke	Peças Pieces Pièces Teile	M ² Aprox. Sqm Approx. M ² Approx. ca. M ²	Kg	Caixas Boxes Boîtes Kartons	M ² Aprox. Sqm Approx. M ² Approx. ca. M ²	Kg	Dimensões Dimensions Dimension Abmessungen
M20x20	6	25	1.00	12.30	112	112.00	1397	1200x800x940
M10x20	6	50	1.00	12.31	96	96.00	1200	1200x800x950
M15x15	6	44	1.00	12.28	90	90.00	1126	1200x800x900
M10x10*	6	90	0.90	10.71	72	64.80	800	1120x950x700

*Colado em rede de 9 peças / In set of 9 pieces mesh-mounted / Collé sur trame de 9 pièces / Im Satz von 9 Fliesen auf Netz geklebt



1 Formato Size Format

Grés vidrado
Glazed tiles
Grès émaillé
Glasiertes Steinzeug



10 Cores Colours Couleurs Farben









295

As cores apresentadas representam a amplitude cromática da série Projectos. Confirme, nas páginas seguintes, as cores existentes por formato.
The colours shown indicate the span of the Projectos series. Confirm the colours available per size on the pages that follow.
Les couleurs présentées représentent l'amplitude chromatique de la série Projectos. Confirmez dans les pages suivantes les couleurs existantes par format.
Die dargestellten Farben zeigen das Farbenspektrum der Serie Projectos. Bestätigen Sie bitte auf den nächsten Seiten die vorhandenen Farben je nach Format.




Exemplos de soluções de aplicação

Examples of application solutions
Exemples de solutions d'application
Beispiele für Anwendungslösungen



Pérola M190 Touch | Magma Vermelho 60x60R



Neve M100 Touch
M20x20 M106



Cinza M122 Touch
M20x20 M114



Cinza M123 Touch
M20x20 M114



Cinza M125 Touch
M20x20 M114



Preto M200 Touch
M20x20 M114



Pérola M190 Touch
M20x20 M107



Castanho M133 Touch
M20x20 M114



Amarelo M258 Touch
M20x20 M114



Rosa M167 Touch
M20x20 M114



Azul M142 Touch
M20x20 M114

Tabela de embalagem e paletização

Packing list

Emballage et palettisation


Verpackung und Palettierung

Formato (cm) Size Format	Espessura (mm) Thickness Épaisseur Dicke	Caixa Box Boîte Karton			Paleta Pallet Palette Palette			Dimensões Dimensions Dimension Abmessungen
		Peças Pieces Pièces Teile	M ² Aprox. Sqm Approx. M ² Approx. ca. M ²	Kg	Caixas Boxes Boîtes Kartons	M ² Aprox. Sqm Approx. M ² Approx. ca. M ²	Kg	
M20x20	6	25	1.00	12.30	112	112.00	1397	1200x800x940






2 Formatos Sizes Formats Formate

Grés vidrado
 Glazed tiles
 Grès émaillé
 Glasiertes Steinzeug



7 Cores Colours Couleurs Farben





R10
A+B
Classe 3
Wet ≥ 66
Dry ≥ 81



Neve
M100 Plus
M10x10 M119



Cinza
M121 Plus
M10x10 M122



Cinza
M123 Plus
M10x10 M125



Preto
M200 Plus
M10x10 M125




Pérola
M190 Plus
M10x10 M122



Pastel
M180 Plus
M10x10 M122



Azul
M146 Plus
M10x10 M125



Neve M100 Plus
M20x20 M103



Cinza M121 Plus
M20x20 M103



Cinza M123 Plus
M20x20 M111



Preto M200 Plus
M20x20 M111



Pérola M190 Plus
M20x20 M103



Pastel M180 Plus
M20x20 M104



Azul M146 Plus
M20x20 M111

Tabela de embalagem e paletização

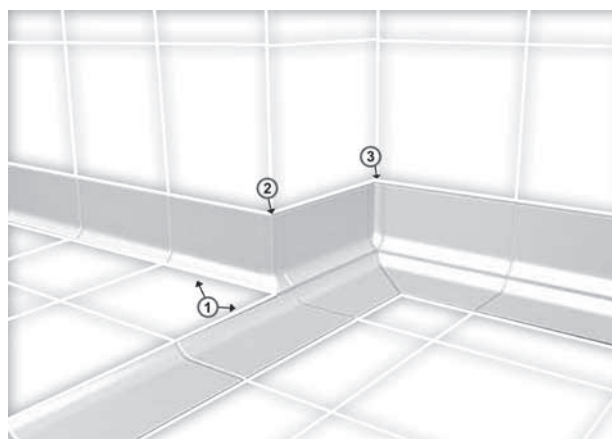
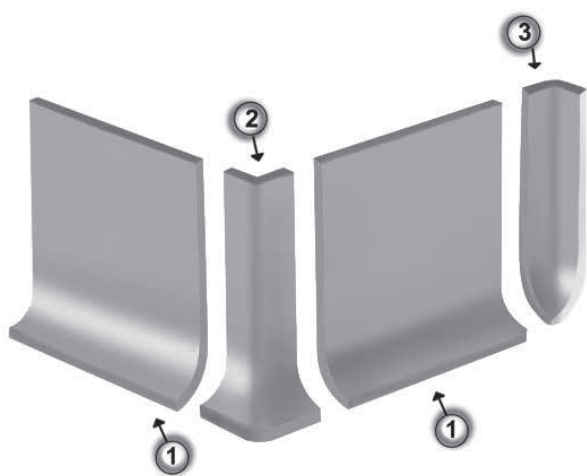
Packing list

Emballage et palettisation

Verpackung und Palettierung

Formato (cm) Size Format	Espessura (mm) Thickness Épaisseur Dicke	Caixa Box Boîte Karton			Paleta Pallet Palette Palette			Dimensões Dimension Abmessungen
		Peças Pieces Pièces Teile	M ² Aprox. Sqm Approx. M ² Approx. ca. M ²	Kg	Caixas Boxes Boîtes Kartons	M ² Aprox. Sqm Approx. M ² Approx. ca. M ²	Kg	
M20x20	6	25	1.00	12.30	112	112.00	1397	1200x800x940
M10x10*	6	90	0.90	10.71	72	64.80	800	1120x950x700

*Colado em rede de 9 peças / In set of 9 pieces mesh-mounted / Collé sur trame de 9 pièces / Im Satz von 9 Fliesen auf Netz geklebt



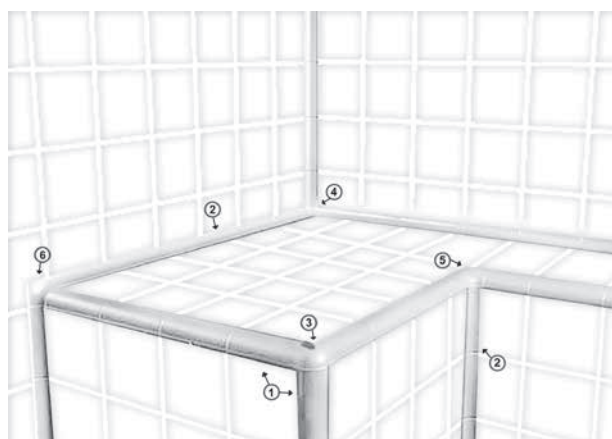
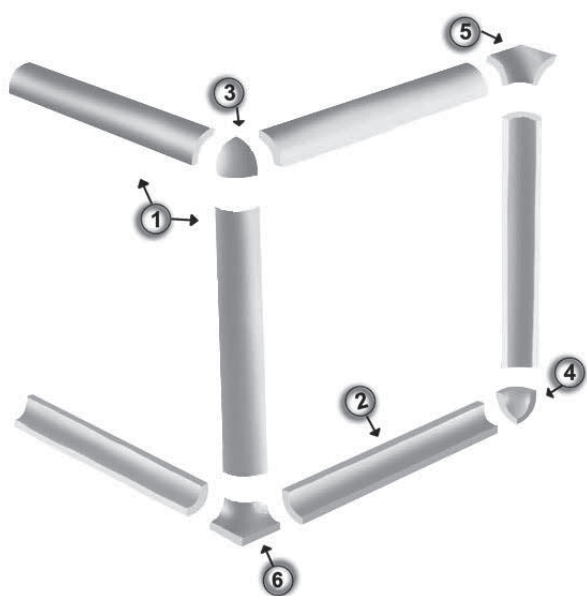
Rodapé Côncavo⁽¹⁾
M10x20
Neve M100 U406
Outras Cores^(*) U407



Canto de Rodapé Externo⁽²⁾
M3x10
Neve M100 U411
Outras Cores^(*) U412



Canto de Rodapé Interno⁽³⁾
M3x10
Neve M100 U411
Outras Cores^(*) U412



Meia-cana Convexa⁽¹⁾
M2,8x20
Neve M100 U405
Outras Cores^(*) U406



Meia-cana Côncava⁽²⁾
M2,8x20
Neve M100 U405
Outras Cores^(*) U406



Ângulo Externo⁽³⁾
2,8x2,8
Neve M100 U411
Outras Cores^(*) U412



Ângulo Interno⁽⁴⁾
2,8x2,8
Neve M100 U411
Outras Cores^(*) U412



Canto Interno⁽⁵⁾
2,8x4
Neve M100 U408
Outras Cores^(*) U409



Canto Externo⁽⁶⁾
2,8x4
Neve M100 U408
Outras Cores^(*) U409

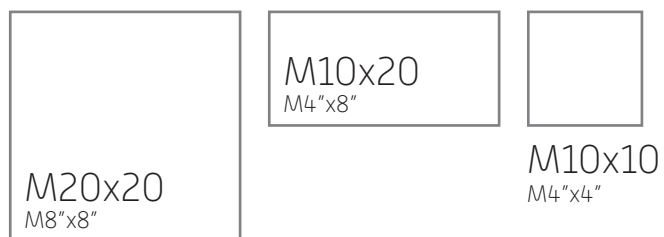
^(*) Other colours | Autres couleurs | Weitere Farben




3 Formatos Sizes Formats Formate

Revestimento de pasta branca

White body wall tiles
Faïence en pâte blanche
Weißscherbige Wandfliesen



19 Cores Colours Couleurs Farben



As cores apresentadas representam a amplitude cromática da série Urban. Confirme, nas páginas seguintes, as cores existentes por formato.

The colours shown indicate the span of the Urban series. Confirm the colours available per size on the pages that follow.

Les couleurs présentées représentent l'amplitude chromatique de la série Urban. Confirmez dans les pages suivantes les couleurs existantes par format.

Die dargestellten Farben zeigen das Farbenspektrum der Serie Urban. Bestätigen Sie bitte auf den nächsten Seiten die vorhandenen Farben je nach Format.



Branco Brilhante
M10x10 M120



Cinza MU31
M10x10 M122




Cinza Escuro MU25
M10x10 M125



Preto MU00
M10x10 M125




Pergamon MU92
M10x10 M122



Pérola MU91
M10x10 M122




Amarelo MU58
M10x10 M125



Azul Claro MU49
M10x10 M122



Azul MU42
M10x10 M125



Branco Brilhante
M10x20 M106




Cinza MU31
M10x20 M113



Cinza Escuro MU25
M10x20 M113



Preto MU00
M10x20 M115




Pergamon MU92
M10x20 M113



Pérola MU91
M10x20 M106




Amarelo MU58
M10x20 M115



Azul Claro MU49
M10x20 M113




Azul MU42
M10x20 M115




Verde Pastel MU53
M10x20 M113



Verde Claro MU50
M10x20 M113



Branco Brilhante
M20x20 M104



Cinza Claro MU24
M20x20 M106



Cinza Escuro MU25
M20x20 M113




Preto MU00
M20x20 M115



Pérola MU91
M20x20 M106



Castanho MU33
M20x20 M113



Castanho MU32
M20x20 M113



Amarelo MU58
M20x20 M115



Lilás MU00
M20x20 M113




Azul Natureza MU47
M20x20 M113



Azul Médio MU48
M20x20 M113




Azul MU42
M20x20 M115




Verde Pastel MU53
M20x20 M106




Verde Claro MU50
M20x20 M113



Verde Escuro MU52
M20x20 M115



Branco Mate
M20x20 M104



Branco Mate
M10x20 M106



Branco Mate
M10x10 M120

Tabela de embalagem e paletização

Packing list

Emballage et palettisation

Verpackung und Palettierung

Formato (cm) Size Format	Espessura (mm) Thickness Épaisseur Dicke	Caixa Box Boîte Karton			Paleta Pallet Palette Palette			
		Peças Pieces Pièces Teile	M ² Aprox. Sqm Approx. M ² Approx. ca. M ²	Kg	Caixas Boxes Boîtes Kartons	M ² Aprox. Sqm Approx. M ² Approx. ca. M ²	Kg	Dimensões Dimensions Dimension Abmessungen
M20x20	6.5	25	1.00	10.45	96	96.00	1026	1200x800x940
M10x20	6.5	50	1.00	10.38	72	72.00	774	1200x800x760
M10x10*	6.5	90	0.90	9.51	72	64.80	702	1120x950x720

*Colado em rede de 9 peças / In set of 9 pieces mesh-mounted / Collé sur trame de 9 pièces / Im Satz von 9 Fliesen auf Netz geklebt

No domínio da cerâmica de acabamento, antes de se escolher o modelo ou a cor, é necessário conhecer as características técnicas de cada revestimento ou pavimento, pois estas determinam o contexto da sua aplicação.

In the field of finishing ceramics, before choosing the model or colour, one must know about the technical characteristics of each type of wall or floor tile since these characteristics determine how and where they are used.

Dans le domaine de la céramique de finition, avant de choisir de modèle ou la couleur, il est nécessaire de connaître les caractéristiques techniques de chaque revêtement de mur ou de sol, car elles déterminent le contexte de leur application.

Bei Feinsteinzeug ist es wichtig, vor der Auswahl von Modell oder Farben die technischen Merkmale des betreffenden Bodenbelags oder Wandverleidung zu kennen, denn diese bilden den Rahmen der Materialverwendung.

CARACTERÍSTICAS TÉCNICAS

TECHNICAL CHARACTERISTICS | CARACTÉRISTIQUES TECHNIQUES | TECHNISCHE MERKMALE



NOTA | Note | Note | Anmerkung

As imagens apresentadas neste catálogo são meramente ilustrativas podendo apresentar diferenças de tonalidade e não prescindindo de uma confirmação "in loco" dos produtos e ambientes.

A Recer reserva-se o direito de anular e modificar, total ou parcialmente, qualquer um dos modelos, cores, formatos, referências e especificações técnicas contidas neste catálogo.

Os pesos constantes nas tabelas de embalagem e paletização são indicativos podendo haver ligeiras variações.

The images presented in this catalogue should not be perceived as exact duplications of the products and ambients, as slight variations in shades may occur. Recer reserves the right to withdraw and | or modify, partially or in totality, any of the ranges, colours, formats, references and technical specifications contained in this catalogue.

The weights which appear in the packing lists are approximate and may vary slightly.

Les images qui figurent dans ce catalogue ne sont qu'illustratives. Elles peuvent en effet présenter des différences de tonalité, ce qui fait qu' une confirmation «in loco» des produits et de leur environnement est souhaitable.

Recer se réserve le droit d'annuler et de modifier, totalement ou partiellement certains modèles, couleurs, formats, références et spécifications techniques contenues dans ce catalogue.

Les poids figurant dans les emballage et palettisation sont indicatifs et il peut exister de légères variations

Die Abbildungen in diesem Katalog dienen ausschließlich der Illustration, können Unterschiede in der Tonalität aufweisen und erübrigen nicht die Besichtigung der Produkte und Umgebungen vor Ort.

Recer behält sich das Recht auf teilweise oder vollständige Streichung oder Änderung aller in diesem Katalog aufgeführten Modelle, Farben, Formate, Referenzen und technischen Merkmale vor.

Die Gewichte laut Verpackung und Palettierung sind indikativ. Leichte Variationen sind deshalb möglich.



CLASSIFICAÇÃO QB-UPEC | QB-UPEC Classification | Classification QB-UPEC | QB-UPEC Klassifizierung

CLASSIFICAÇÃO DEFINIDA PELOS ÍNDICES DE CADA INICIAL (U.P.E.C.)

Defined by the index of each letter (U.P.E.C.)
 Classification définie par les indices de chaque initiale (U.P.E.C.)
 Klassifizierung nach den Indices jedes Anfangsbuchstabens (U.P.E.C.)


















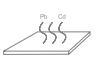
NORMA: CSTB Caderno 3778
 Standard: CSTB "Cahier" 3778
 Norme: CSTB Cahier 3778
 Norm: CSTB-HEFT Nr. 3778

U — RESISTÊNCIA AO DESGASTE | Resistance to wear | Résistance à l'usure | Verschleissfestigkeit: $U_2, U_{2S}, U_3, U_{3S}, U_4$
P — RESISTÊNCIA MECÂNICA | Resistance to shock | Résistance aux chocs | Mechanische Widerstandsfähigkeit: $P_2, P_3, P_4, P_{4+}, P_{4S}$
E — COMPORTAMENTO COM A ÁGUA: E₃ PARA CERÂMICA | Water resistance - E₃ for ceramics | Réaction à l'eau - E₃ pour la céramique | Verhalten gegenüber Wasser: E₃ für Keramik
C — RESISTÊNCIA AOS AGENTES QUÍMICOS (ÁCIDOS, BASES, PRODUTOS DE LIMPEZA E MANCHAS) | Resistance to chemicals (acids, bases, stains and cleaning products) | Résistance aux agents chimiques (acides, bases, taches et détergents) | Chemische Widerstandsfähigkeit (Säuren, Basen; Reiniger und Flecken): C_0, C_1, C_2, C_3

PORCELÂNICOS | Norma: EN 14411 - Grupo BI_a (UGL)

Porcelain tiles | Norm: EN 14411 - Group BI_a (UGL)
 Grès cérame | Norme: EN 14411 - Groupe BI_a (UGL)
 Feinsteinzeug | Norm: EN 14411 - Gruppe BI_a (UGL)

	CARACTERÍSTICAS TÉCNICAS Technical Characteristics Caractéristiques Techniques Technische Merkmale	NORMA DE ENSAIO Testing Standard Norme D'Essai Prufnorm	REQUISITO Requirement Condition Anforderung	VALOR RECER Recer Value Valeur Recer Recer Wert
	Comprimento e largura Length and width Longuer et larger Länge und Breite - Desvio para a dimensão de fabrico (%) Deviation for manufacturing size (%) Détournement pour la dimension de fabrication (%) Abweichung von Werkmaß (%)	ISO10545-2	±0,60%	CONFORME Compliant Conforme Konform
	Espessura Thickness Épaisseur Dicke - Desvio para a dimensão de fabrico (%) Deviation for manufacturing size (%) Détournement pour la fabrication (%) Abweichung von Werkmaß (%)	ISO10545-2	±5%	CONFORME Compliant Conforme Konform
	Rectilinearidade Rectilinearity Forme Rectiligne Gradheit der Kanten - Desvio para a dimensão de fabrico (%) Deviation for manufacturing size (%) Détournement pour la dimension de fabrication (%) Abweichung von Werkmaß (%)	ISO10545-2	±0,5%	CONFORME Compliant Conforme Konform
	Ortogonalidade Rectangularity Angularité Rechtwinkligkeit - Desvio para a dimensão de fabrico (%) Deviation for manufacturing size (%) Détournement pour la dimension de fabrication (%) Abweichung von Werkmaß (%)	ISO10545-2	±0,5%	CONFORME Compliant Conforme Konform
	Planaridade Flatness Surface Plane Ebenflächigkeit - Empeno central, desvio para a diagonal calculada para a dimensão de fabrico (%) Central warping, diagonal deviation calculated for manufacturing size (%) Entrave centrale, détournement pour la diagonale calculée pour la dimension de la fabrication (%) Mittelpunktswölbung, bezogen auf die vom Werkmaß berechnete Diagonale (%) - Empeno lateral, desvio para a dimensão de fabrico (%) Lateral warping, deviation for manufacturing size (%) Entrave latérale, détournement pour la dimension de fabrication (%) Kantenwölbung, bezogen auf das entsprechende Werkmaß (%) - Empeno pontas, desvio para a diagonal, calculada para a dimensão de fabrico (%) End warping, diagonal deviation, calculated for manufactured size (%) Entrave bouts, détournement pour la dimension de fabrication (%) Windschiefe, bezogen auf die vom Werkmaß berechnete Diagonale (%)	ISO10545-2	±0,5%	CONFORME Compliant Conforme Konform
	Qualidade da superfície Surface quality Qualité superficielle Oberfläche fehlerfrei	ISO10545-2	95% sem defeitos Defect Free Sans Défauts 95% fehlerfrei	CONFORME Compliant Conforme Konform
	Absorção de Água Water Absorption Absorption d'eau Wasseraufnahme	ISO10545-3	≤ 0,5%	CONFORME Compliant Conforme Konform
	Resistência à Flexão Resistance to Bending Résistance à la Flexion Biegefestigkeit - Força de ruptura (N) - Espessura ≥ 7,5mm [S] Breaking strength (N) - Thickness ≥ 7,5mm [S] Force de rupture (N) - Épaisseur ≥ 7,5mm [S] Bruchlast (N) - Dicke ≥ 7,5mm [S] - Força de ruptura (N) - Espessura < 7,5mm [S] Breaking strength (N) - Thickness < 7,5mm [S] Force de rupture (N) - Épaisseur < 7,5mm [S] Bruchlast (N) - Dicke < 7,5mm [S] - Módulo de ruptura [N/mm ²] [R] Modulus of rupture [N/mm ²] [R] Résistance à la flexion [N/mm ²] [R] Biegefestigkeit [N/mm ²] [R]	ISO10545-4	≥ 1300 ≥ 700 ≥ 35	CONFORME Compliant Conforme Konform
	Resistência à Abrasão Profunda [mm³] Resistance to Deep Abrasion [mm ³] Résistance à l'abrasion profonde [mm ³] Widerstand gegen tiefen Abrasion	ISO10545-6	< 175	CONFORME Compliant Conforme Konform
	Resistência às Manchas Resistance to Staining Résistance aux taches Fleckenbeständigkeit - Ladrilhos não vidrados Unglazed tiles Carreaux non émaillés Unglasierte Fliesen	ISO10545-14	DISPONÍVEL Available Disponible Erhältlich	DISPONÍVEL POR REFERÊNCIA Available per reference Disponible par référence Erhältlich auf Anfrage
	Resistência aos Químicos Chemical Resistance Résistance aux produits chimiques Chemische Beständigkeit - Resistência aos ácidos e bases baixas concentrações Resistance to low concentrations of acids and alkalis Résistance aux acides et aux bases faibles concentrations Beständigkeit gegen schwach konzentrierte Säuren und Basen - Resistência aos ácidos e bases altas concentrações Resistance to high concentrations of acids and alkalis Résistance aux concentrations élevées d'acides et bases Beständigkeit gegen hoch konzentrierte Säuren und Basen - Resistência aos produtos químicos de limpeza Resistance to chemical cleaning products Résistance aux produits chimiques de nettoyage Beständigkeit gegen chemische Reiniger	ISO10545-13	DECLARAÇÃO DO FABRICANTE Manufacturer declaration Declaration du fabricant Erklärung des Herstellers DISPONÍVEL Available Disponible Erhältlich Min. UB Min. UB Min. UB Mind. UB	DISPONÍVEL POR REFERÊNCIA Available per reference Disponible par référence Erhältlich auf Anfrage CONFORME Compliant Conforme Konform
	Resistência ao Escorregamento Slip Resistance Résistance au Dérapage Rutschfestigkeit - Teste com pé calçado Footware Test chaussé Test mit Schuhen - Teste com pé descalço Barefoot test Test déchaussé Barfußtest - Teste do pêndulo Pedulum test Test du pendule Pendelprüfverfahren	DIN 51130 DIN 51097 ENV 12633 BS 7976	DISPONÍVEL Available Disponible Erhältlich	DISPONÍVEL POR REFERÊNCIA Available per reference Disponible par référence Erhältlich auf Anfrage
	Resistência ao Impacto Resistance to Impact Résistance à l'impact Schlagfestigkeit	ISO10545-5	DISPONÍVEL Available Disponible Erhältlich	DISPONÍVEL POR REFERÊNCIA Available per reference Disponible par référence Erhältlich auf Anfrage
	Dilatação Térmica Linear Linear Thermal Expansion Dilatation Thermique Linéaire Lineare Wärmeausdehnung - Coeficiente de dilatação térmica linear [K ⁻¹] Coefficient of linear thermal expansion [K ⁻¹] Coefficient de dilatation thermique linéaire [K ⁻¹] Linearer Wärmeausdehnungskoeffizient [K ⁻¹]	ISO10545-8	DISPONÍVEL Available Disponible Erhältlich	CONFORME Compliant Conforme Konform
	Resistência ao Gelo Frost Resistance Résistance au gel Frostbeständigkeit	ISO10545-12	EXIGIDA Required Exigée Gefordert	RESISTENTE Resistant Résistant Festigkeit
	Resistência ao Choque Térmico Resistance to Thermal Shock Résistance au choc thermique Temperaturwechselbeständigkeit	ISO10545-9	DISPONÍVEL Available Disponible Erhältlich	RESISTENTE Resistant Résistant Festigkeit
	Dilatação com a Humidade Moisture expansion Expansion à l'humidité Feuchtedehnung	ISO10545-10	DISPONÍVEL Available Disponible Erhältlich	CONFORME Compliant Conforme Konform
	Libertação de Chumbo e Cádmiio Release of Lead and Cadmium Liberation de Plomb et Cadmium Blei- und Cadmiumabgabe	ISO10545-15	DISPONÍVEL Available Disponible Erhältlich	DISPONÍVEL POR REFERÊNCIA Available per reference Disponible par référence Erhältlich auf Anfrage

CARACTERÍSTICAS TÉCNICAS Technical Characteristics Caractéristiques Techniques Technische Merkmale	NORMA DE ENSAIO Testing Standard Norme D'Essai Prüfnorm	REQUISITO Requirement Condition Anforderung	VALOR REGER Recer Value Valeur Recer Recer Wert
 Comprimento e largura Length and width Longuer et larger Länge und Breite - Desvio para a dimensão de fabrico (%) Deviation for manufacturing size (%) Détournement pour la dimension de fabrication (%) Abweichung von Werkmaß (%)	ISO10545-2	±0,60%	CONFORME Compliant Conforme Konform
 Espessura Thickness Épaisseur Dicke - Desvio para a dimensão de fabrico (%) Deviation for manufacturing size (%) Détournement pour la fabrication (%) Abweichung von Werkmaß (%)	ISO10545-2	±5%	CONFORME Compliant Conforme Konform
 Rectilinearidade Rectilinearity Forme Rectiligne Gradheit der Kanten - Desvio para a dimensão de fabrico (%) Deviation for manufacturing size (%) Détournement pour la dimension de fabrication (%) Abweichung von Werkmaß (%)	ISO10545-2	±0,5%	CONFORME Compliant Conforme Konform
 Ortogonalidade Rectangularity Angularité Rechtwinkligkeit - Desvio para a dimensão de fabrico (%) Deviation for manufacturing size (%) Détournement pour la dimension de fabrication (%) Abweichung von Werkmaß (%)	ISO10545-2	±0,5%	CONFORME Compliant Conforme Konform
 Planaridade Flatness Surface Plane Ebenflächigkeit - Empeno central, desvio para a diagonal calculada para a dimensão de fabrico (%) Central warping, diagonal deviation calculated for manufacturing size (%) Entrave centrale, détournement pour la diagonale calculée pour la dimension de la fabrication (%) Mittelpunktswölbung, bezogen auf die vom Werkmaß berechnete Diagonale (%) - Empeno lateral, desvio para a dimensão de fabrico (%) Lateral warping, deviation for manufacturing size (%) Entrave latérale, détournement pour la dimension de fabrication (%) Kantenwölbung, bezogen auf das entsprechende Werkmaß (%) - Empeno pontas, desvio para a diagonal, calculada para a dimensão de fabrico (%) End warping, diagonal deviation, calculated for manufactured size (%) Entrave bouts, détournement pour la dimension de fabrication (%) Windschiefe, bezogen auf die vom Werkmaß berechnete Diagonale (%)	ISO10545-2	±0,5%	CONFORME Compliant Conforme Konform
 Qualidade da superfície Surface quality Qualité superficielle Oberfläche fehlerfrei	ISO10545-2	95% sem defeitos Defect Free Sans Défauts 95% fehlerfrei	CONFORME Compliant Conforme Konform
 Absorção de Água Water Absorption Absorption d'eau Wasseraufnahme	ISO10545-3	≤ 0,5%	CONFORME Compliant Conforme Konform
 Resistência à Flexão Resistance to Bending Résistance à la Flexion Biegefestigkeit - Força de ruptura (N) - Espessura ≥ 7,5mm [S] Breaking strength (N) - Thickness ≥ 7,5mm [S] Force de rupture (N) - Épaisseur ≥ 7,5mm [S] Bruchlast (N) - Dicke ≥ 7,5mm [S] - Força de ruptura (N) - Espessura < 7,5mm [S] Breaking strength (N) - Thickness < 7,5mm [S] Force de rupture (N) - Épaisseur < 7,5mm [S] Bruchlast (N) - Dicke < 7,5mm [S] - Módulo de ruptura (N/mm ²) [R] Modulus of rupture (N/mm ²) [R] Résistance à la flexion (N/mm ²) [R] Biegefestigkeit (N/mm ²) [R]	ISO10545-4	≥ 1300 ≥ 700 ≥ 35	CONFORME Compliant Conforme Konform
 Resistência à Abrasão Superficial Resistance to Superficial Abrasion Résistance à l'abrasion superficielle Widerstand gegen Oberflächenverschleiss	ISO10545-7	DISPONÍVEL Available Disponível Erhältlich	DISPONÍVEL POR REFERÊNCIA Available per reference Disponível par référence Erhältlich auf Anfrage
 Resistência às Manchas Resistance to Staining Résistance aux taches Fleckenbeständigkeit - Ladrilhos vidrados Glazed tiles Carreaux émaillés Glasierte Fliesen	ISO10545-14	Min. Classe 3 Min. Class 3 Min. Classe 3 Mind. Klasse 3	CONFORME Compliant Conforme Konform
 Resistência aos Químicos Chemical Resistance Résistance aux produits chimiques Chemische Beständigkeit - Resistência aos ácidos e bases baixas concentrações Resistance to low concentrations of acids and alkalis Résistance aux acides et aux bases faibles concentrations Beständigkeit gegen schwach konzentrierte Säuren und Basen - Resistência aos ácidos e bases altas concentrações Resistance to high concentrations of acids and alkalis Résistance aux concentrations élevées d'acides et bases Beständigkeit gegen hoch konzentrierte Säuren und Basen - Resistência aos produtos químicos de limpeza Resistance to chemical cleaning products Résistance aux produits chimiques de nettoyage Beständigkeit gegen chemische Reiniger	ISO10545-13	DECLARAÇÃO DO FABRICANTE Manufacturer declaration Declaration du fabricant Erklärung des herstellere DISPONÍVEL Available Disponível Erhältlich Min. GB Min. GB Min. GB Mind. GB	DISPONÍVEL POR REFERÊNCIA Available per reference Disponível par référence Erhältlich auf Anfrage CONFORME Compliant Conforme Konform
 Resistência ao Escorregamento Slip Resistance Résistance au Dérapage Rutschfestigkeit - Teste com pé calçado Footware Test chaussé Test mit Schuhen - Teste com pé descalço Barefoot test Test déchaussé Barfußtest - Teste do pêndulo Pedulum test Test du pendule Pendelprüfverfahren	DIN 51130 DIN 51097 ENV 12633 BS 7976	DISPONÍVEL Available Disponível Erhältlich	DISPONÍVEL POR REFERÊNCIA Available per reference Disponível par référence Erhältlich auf Anfrage
 Resistência ao Impacto Resistance to Impact Résistance à l'impact Schlagfestigkeit	ISO10545-5	DISPONÍVEL Available Disponível Erhältlich	DISPONÍVEL POR REFERÊNCIA Available per reference Disponível par référence Erhältlich auf Anfrage
 Dilatação Térmica Linear Linear Thermal Expansion Dilatation Thermique Linéaire Lineare Wärmeausdehnung - Coeficiente de dilatação térmica linear [K ⁻¹] Coefficient of linear thermal expansion [K ⁻¹] Coefficient de dilatation thermique linéaire [K ⁻¹] Linearer Wärmeausdehnungskoeffizient [K ⁻¹]	ISO10545-8	DISPONÍVEL Available Disponível Erhältlich	CONFORME Compliant Conforme Konform
 Resistência ao Fendilhamento Cracking Resistance Résistance au tressailage Widerstand gegen Glasurrisse	ISO10545-11	EXIGIDA Required Exigée Gefordert	RESISTENTE Resistant Résistant Festigkeit
 Resistência ao Gelo Frost Resistance Résistance au gel Frostbeständigkeit	ISO10545-12	EXIGIDA Required Exigée Gefordert	RESISTENTE Resistant Résistant Festigkeit
 Resistência ao Choque Térmico Resistance to Thermal Shock Résistance au choc thermique Temperaturwechselbeständigkeit	ISO10545-9	DISPONÍVEL Available Disponível Erhältlich	RESISTENTE Resistant Résistant Festigkeit
 Dilatação com a Humidade Moisture expansion Expansion à l'humidité Feuchtedehnung	ISO10545-10	DISPONÍVEL Available Disponível Erhältlich	CONFORME Compliant Conforme Konform
 Libertação de Chumbo e Cádmio Release of Lead and Cadmium Liberation de Plomb et Cadmium Blei- und Cadmiumabgabe	ISO10545-15	DISPONÍVEL Available Disponível Erhältlich	DISPONÍVEL POR REFERÊNCIA Available per reference Disponível par référence Erhältlich auf Anfrage

GRÊS VIDRADO | Norma:EN 14411 - Grupo BI_b (GL)

Glazed tiles | Norm: EN 14411 - Group BI_b (GL)









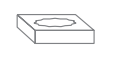





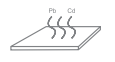
Grès émaillé | Norme: EN 14411 - Groupe BI_b (GL)

Glasiertes Steinzeug | Norm: EN 14411 - Gruppe BI_b (GL)

	CARACTERÍSTICAS TÉCNICAS Technical Characteristics Caractéristiques Techniques Technische Merkmale	NORMA DE ENSAIO Testing Standard Norme D'Essai Prufnorm	REQUISITO Requirement Condition Anforderung	VALOR RECER Recer Value Valeur Recer Recer Wert
	Comprimento e largura Length and width Longuer et larger Länge und Breite - Desvio para a dimensão de fabrico [%] Deviation for manufacturing size [%] Détournement pour la dimension de fabrication [%] Abweichung von Werkmaß [%]	ISO10545-2	±0,60%	CONFORME Compliant Conforme Konform
	Espessura Thickness Épaisseur Dicke - Desvio para a dimensão de fabrico [%] Deviation for manufacturing size [%] Détournement pour la fabrication [%] Abweichung von Werkmaß [%]	ISO10545-2	±5%	CONFORME Compliant Conforme Konform
	Rectilinearidade Rectilinearity Forme Rectiligne Gradheit der Kanten - Desvio para a dimensão de fabrico [%] Deviation for manufacturing size [%] Détournement pour la dimension de fabrication [%] Abweichung von Werkmaß [%]	ISO10545-2	±0,5%	CONFORME Compliant Conforme Konform
	Ortogonalidade Rectangularity Angularité Rechtwinkligkeit - Desvio para a dimensão de fabrico [%] Deviation for manufacturing size [%] Détournement pour la dimension de fabrication [%] Abweichung von Werkmaß [%]	ISO10545-2	±0,6%	CONFORME Compliant Conforme Konform
	Planaridade Flatness Surface Plane Ebenflächigkeit - Empeno central, desvio para a diagonal calculada para a dimensão de fabrico [%] Central warping, diagonal deviation calculated for manufacturing size [%] Entrave centrale, détournement pour la diagonale calculée pour la dimension de la fabrication [%] Mittelpunktswölbung, bezogen auf die vom Werkmaß berechnete Diagonale [%] - Empeno lateral, desvio para a dimensão de fabrico [%] Lateral warping, deviation for manufacturing size [%] Entrave latérale, détournement pour la dimension de fabrication [%] Kantenwölbung, bezogen auf das entsprechende Werkmaß [%] - Empeno pontas, desvio para a diagonal, calculada para a dimensão de fabrico [%] End warping, diagonal deviation, calculated for manufactured size [%] Entrave bouts, détournement pour la dimension de fabrication [%] Windschiefe, bezogen auf die vom Werkmaß berechnete Diagonale [%]	ISO10545-2	±0,5%	CONFORME Compliant Conforme Konform
	Qualidade da superfície Surface quality Qualité superficielle Oberfläche fehlerfrei	ISO10545-2	95% sem defeitos Defect Free Sans Défauts Fehlerfrei	CONFORME Compliant Conforme Konform
	Absorção de Água Water Absorption Absorption d'eau Wasseraufnahme	ISO10545-3	0,5% < E _b ≤ 3%	CONFORME Compliant Conforme Konform
	Resistência à Flexão Resistance to Bending Résistance à la Flexion Biegefestigkeit - Força de ruptura [N] - Espessura ≥ 7,5mm [S] Breaking strength [N] - Thickness ≥ 7,5mm [S] Force de rupture [N] - Épaisseur ≥ 7,5mm [S] Bruchlast [N] - Dicke ≥ 7,5mm [S] - Força de ruptura [N] - Espessura < 7,5mm [S] Breaking strength [N] - Thickness < 7,5mm [S] Force de rupture [N] - Épaisseur < 7,5mm [S] Bruchlast [N] - Dicke < 7,5mm [S] - Módulo de ruptura [N/mm ²] [R] Modulus of rupture [N/mm ²] [R] Résistance à la flexion [N/mm ²] [R] Biegefestigkeit [N/mm ²] [R]	ISO10545-4	≥ 1100 ≥ 700 ≥ 30	CONFORME Compliant Conforme Konform
	Resistência à Abrasão Superficial Resistance to Superficial Abrasion Résistance à l'abrasion superficielle Widerstand gegen Oberflächenverschleiss	ISO10545-7	DISPONÍVEL Available Disponibile Erhältlich	DISPONÍVEL POR REFERÊNCIA Available per reference Disponibile par référence Erhältlich auf Anfrage
	Resistência às Manchas Resistance to Staining Résistance aux taches Fleckenbeständigkeit - Ladrilhos vidrados Glazed tiles Carreaux émaillés Glasierte Fliesen	ISO10545-14	Min. Classe 3 Min. Class 3 Min. Classe 3 Mind. Klasse 3	CONFORME Compliant Conforme Konform
	Resistência aos Químicos Chemical Resistance Résistance aux produits chimiques Chemische Beständigkeit - Resistência aos ácidos e bases baixas concentrações Resistance to low concentrations of acids and alkalis Résistance aux acides et aux bases faibles concentrations Beständigkeit gegen schwach konzentrierte Säuren und Basen - Resistência aos ácidos e bases altas concentrações Resistance to high concentrations of acids and alkalis Résistance aux concentrations élevées d'acides et bases Beständigkeit gegen hoch konzentrierte Säuren und Basen - Resistência aos produtos químicos de limpeza Resistance to chemical cleaning products Résistance aux produits chimiques de nettoyage Beständigkeit gegen chemische Reiniger	ISO10545-13	DECLARAÇÃO DO FABRICANTE Manufacturer declaration Déclaration du fabricant Erklärung des Herstellers DISPONÍVEL Available Disponibile Erhältlich Min. GB Min. GB Min. GB Mind. GB	DISPONÍVEL POR REFERÊNCIA Available per reference Disponibile par référence Erhältlich auf Anfrage CONFORME Compliant Conforme Konform
	Resistência ao Escorregamento Slip Resistance Résistance au Dérapiage Rutschfestigkeit - Teste com pé calçado Footware Test chaussé Test mit Schuhen - Teste com pé descalço Barefoot test Test déchaussé Barfußtest - Teste do pêndulo Pedulum test Test du pendule Pendelprüfverfahren	DIN 51130 DIN 51097 ENV 12633 BS 7976	DISPONÍVEL Available Disponibile Erhältlich	DISPONÍVEL POR REFERÊNCIA Available per reference Disponibile par référence Erhältlich auf Anfrage
	Resistência ao Impacto Resistance to Impact Résistance à l'impact Schlagfestigkeit	ISO10545-5	DISPONÍVEL Available Disponibile Erhältlich	DISPONÍVEL POR REFERÊNCIA Available per reference Disponibile par référence Erhältlich auf Anfrage
	Dilatação Térmica Linear Linear Thermal Expansion Dilatation Thermique Linéaire Lineare Wärmeausdehnung - Coeficiente de dilatação térmica linear [K ⁻¹] Coefficient of linear thermal expansion [K ⁻¹] Coefficient de dilatation thermique linéaire [K ⁻¹] Linearer Wärmeausdehnungskoeffizient [K ⁻¹]	ISO10545-8	DISPONÍVEL Available Disponibile Erhältlich	CONFORME Compliant Conforme Konform
	Resistência ao Fendilhamento Cracking Resistance Résistance au tressailage Widerstand gegen Glasurrisse	ISO10545-11	EXIGIDA Required Exigée Gefordert	RESISTENTE Resistant Résistant Festigkeit
	Resistência ao Gelo Frost Resistance Résistance au gel Frostbeständigkeit	ISO10545-12	EXIGIDA Required Exigée Gefordert	RESISTENTE Resistant Résistant Festigkeit
	Resistência ao Choque Térmico Resistance to Thermal Shock Résistance au choc thermique Temperaturwechselbeständigkeit	ISO10545-9	DISPONÍVEL Available Disponibile Erhältlich	RESISTENTE Resistant Résistant Festigkeit
	Dilatação com a Humidade Moisture expansion Expansion à l'humidité Feuchtedehnung	ISO10545-10	DISPONÍVEL Available Disponibile Erhältlich	CONFORME Compliant Conforme Konform
	Libertação de Chumbo e Cádmio Release of Lead and Cadmium Liberation de Plomb et Cadmium Blei- und Cadmiumabgabe	ISO10545-15	DISPONÍVEL Available Disponibile Erhältlich	DISPONÍVEL POR REFERÊNCIA Available per reference Disponibile par référence Erhältlich auf Anfrage

REVESTIMENTO DE PASTA BRANCA | Norma: EN 14411 - Grupo BIII (GL)

White body wall tiles | Norm: EN 14411 - Group BIII (GL)
 Faïence en pâte blanche | Norme: EN 14411 - Groupe BIII (GL)
 Weißscherbige Wandfliesen | Norm: EN 14411 - Gruppe BIII (GL)

CARACTERÍSTICAS TÉCNICAS Technical Characteristics Caractéristiques Techniques Technische Merkmale	NORMA DE ENSAIO Testing Standard Norme D'Essai Prüfnorm	REQUISITO Requirement Condition Anforderung	VALOR RECER Recer Value Valeur Recer Recer Wert
 Comprimento e largura Length and width Longuer et larger Länge und Breite - Desvio para a dimensão de fabrico (%) Deviation for manufacturing size (%) Détournement pour la dimension de fabrication (%) Abweichung von Werkmaß (%)	ISO10545-2	±0,50%	CONFORME Compliant Conforme Konform
 Espessura Thickness Épaisseur Dicke - Desvio para a dimensão de fabrico (%) Deviation for manufacturing size (%) Détournement pour la fabrication (%) Abweichung von Werkmaß (%)	ISO10545-2	±10%	CONFORME Compliant Conforme Konform
 Rectilinearidade Rectilinearity Forme Rectiligne Gradheit der Kanten - Desvio para a dimensão de fabrico (%) Deviation for manufacturing size (%) Détournement pour la dimension de fabrication (%) Abweichung von Werkmaß (%)	ISO10545-2	±0,3%	CONFORME Compliant Conforme Konform
 Ortogonalidade Rectangularity Angularité Rechtwinkligkeit - Desvio para a dimensão de fabrico (%) Deviation for manufacturing size (%) Détournement pour la dimension de fabrication (%) Abweichung von Werkmaß (%)	ISO10545-2	±0,5%	CONFORME Compliant Conforme Konform
 Planaridade Flatness Surface Plane Ebenflächigkeit - Empeno central, desvio para a diagonal calculada para a dimensão de fabrico (%) Central warping, diagonal deviation calculated for manufacturing size (%) Entrave centrale, détournement pour la diagonale calculée pour la dimension de la fabrication (%) Mittelpunktswölbung, bezogen auf die vom Werkmaß berechnete Diagonale (%) - Empeno lateral, desvio para a dimensão de fabrico (%) Lateral warping, deviation for manufacturing size (%) Entrave latérale, détournement pour la dimension de fabrication (%) Kantenwölbung, bezogen auf das entsprechende Werkmaß (%) - Empeno pontas, desvio para a diagonal, calculada para a dimensão de fabrico (%) End warping, diagonal deviation, calculated for manufactured size (%) Entrave bouts, détournement pour la dimension de fabrication (%) Windschiefe, bezogen auf die vom Werkmaß berechnete Diagonale (%)	ISO10545-2	-0,3% a +0,5%	CONFORME Compliant Conforme Konform
 Qualidade da superfície Surface quality Qualité superficielle Oberfläche fehlerfrei	ISO10545-2	95% sem defeitos Defect Free Sans Défauts Fehlerfrei	CONFORME Compliant Conforme Konform
 Absorção de Água Water Absorption Absorption d'eau Wasseraufnahme	ISO10545-3	> 10%	CONFORME Compliant Conforme Konform
 Resistência à Flexão Resistance to Bending Résistance à la Flexion Biegefestigkeit - Força de ruptura (N) - Espessura ≥ 7,5mm [S] Breaking strength (N) - Thickness ≥ 7,5mm [S] Force de rupture (N) - Épaisseur ≥ 7,5mm [S] Bruchlast (N) - Dicke ≥ 7,5mm [S] - Força de ruptura (N) - Espessura < 7,5mm [S] Breaking strength (N) - Thickness < 7,5mm [S] Force de rupture (N) - Épaisseur < 7,5mm [S] Bruchlast (N) - Dicke < 7,5mm [S] - Módulo de ruptura [N/mm ²] [R] Modulus of rupture [N/mm ²] [R] Résistance à la flexion [N/mm ²] [R] Biegefestigkeit [N/mm ²] [R]	ISO10545-4	≥ 600 ≥ 200 ≥ 12 ≥ 15	CONFORME Compliant Conforme Konform
 Resistência às Manchas Resistance to Staining Résistance aux taches Fleckenbeständigkeit - Ladrilhos vidrados Glazed tiles Carreaux émaillés Glasierte Fliesen	ISO10545-14	Min. Classe 3 Min. Class 3 Min. Classe 3 Mind. Klasse 3	CONFORME Compliant Conforme Konform
 Resistência aos Químicos Chemical Resistance Résistance aux produits chimiques Chemische Beständigkeit - Resistência aos ácidos e bases baixas concentrações Resistance to low concentrations of acids and alkalis Résistance aux acides et aux bases faibles concentrations Beständigkeit gegen schwach konzentrierte Säuren und Basen - Resistência aos ácidos e bases altas concentrações Resistance to high concentrations of acids and alkalis Résistance aux concentrations élevées d'acides et bases Beständigkeit gegen hoch konzentrierte Säuren und Basen - Resistência aos produtos químicos de limpeza Resistance to chemical cleaning products Résistance aux produits chimiques de nettoyage Beständigkeit gegen chemische Reiniger	ISO10545-13	DISPONÍVEL Available Disponibile Erhältlich DISPONÍVEL Available Disponibile Erhältlich Min. GB Min. GB Min. GB Mind. GB	DISPONÍVEL POR REFERÊNCIA Available per reference Disponibile par référence Erhältlich auf Anfrage CONFORME Compliant Conforme Konform
 Dilatação Térmica Linear Linear Thermal Expansion Dilatation Thermique Linéaire Lineare Wärmeausdehnung - Coeficiente de dilatação térmica linear [K ⁻¹] Coefficient of linear thermal expansion [K ⁻¹] Coefficient de dilatation thermique linéaire [K ⁻¹] Linearer Wärmeausdehnungskoeffizient [K ⁻¹]	ISO10545-8	DISPONÍVEL Available Disponibile Erhältlich	CONFORME Compliant Conforme Konform
 Resistência ao Fendilhamento Crazing Resistance Résistance au tressillage Widerstand gegen Glasurrisse	ISO10545-11	EXIGIDA Required Exigée Gefordert	RESISTENTE Resistant Résistant Festigkeit
 Resistência ao Choque Térmico Resistance to Thermal Shock Résistance au choc thermique Temperaturwechselbeständigkeit	ISO10545-9	DISPONÍVEL Available Disponibile Erhältlich	RESISTENTE Resistant Résistant Festigkeit
 Dilatação com a Humidade Moisture expansion Expansion à l'humidité Feuchtedehnung	ISO10545-10	DISPONÍVEL Available Disponibile Erhältlich	CONFORME Compliant Conforme Konform
 Libertação de Chumbo e Cádmio Release of Lead and Cadmium Liberation de Plomb et Cadmium Blei- und Cadmiumabgabe	ISO10545-15	DISPONÍVEL Available Disponibile Erhältlich	DISPONÍVEL POR REFERÊNCIA Available per reference Disponibile par référence Erhältlich auf Anfrage

RESISTÊNCIA ÀS MANCHAS

Staining Resistance | Résistance aux Taches | Fleckenbeständigkeit



Norma: ISO 10545-14

Standard: ISO 10545-14 | Norme: ISO 10545-14 | Norm: ISO 10545-14

Manchas de Óxido de Crômio Verde, Iodo, Azeite e Azul de Metileno

Staining Agents: Chromium Oxide, Iodine, Olive Oil, Methylene Blue | Taches d'Oxyde de Chrome vert, Iode, Huile d'Olive et Bleu de Méthylène | Flecken durch Chromoxidgrün, Jod, Olivenöl und Methylenblau

A resistência às manchas é definida em 5 classes, de acordo com o agente de limpeza que efectua a sua remoção.

The staining resistance is defined by five classes, according to the cleaning product that removes the stain.

La résistance aux taches est définie selon 5 classes, en accord avec l'agent de nettoyage qui effectue son effacement.

Die Fleckenbeständigkeit wird je nach erforderlichem Reiniger in 5 Klassen kategorisiert.

	CLASSE Class Classe Klasse	AGENTE DE LIMPEZA Cleaning Product Agent de Nettoyage Reinigungsmittel	APÓS LIMPEZA After Cleaning Après Nettoyage Nach Reinigung
MAIS RESISTENTE More Resistance Plus Résistant Resistenter ↑ MENOS RESISTENTE Less Resistance Moins Résistant Weniger Resistenter	5	ÁGUA QUENTE Hot water Eau Chaude Warmes Wasser	REMOÇÃO DA MANCHA Stain Removed Effacement de la Tache Flecken Entfernt
	4	DETERGENTE LEVE Light Cleaning Product Détergent Léger Milder Reiniger	REMOÇÃO DA MANCHA Stain Removed Effacement de la Tache Flecken Entfernt
	3	DETERGENTE FORTE E ABRASIVO Strong and Abrasive Cleaning Product Détergent Fort et Abrasif Starker Reiniger Oder Scheuermittel	REMOÇÃO DA MANCHA Stain Removed Effacement de la Tache Flecken Entfernt
	2	ÁCIDO CLORÍDRICO, HIDRÓXIDO DE POTÁSSIO E ACETONA Chloride Acid, Potassium Hydroxide and Acetone Acide Chlorhydrique, Hydroxyde de Potassium et Acétone Salzsäure, Kaliumhydroxid und Aceton	REMOÇÃO DA MANCHA Stain Removed Effacement de la Tache Flecken Entfernt
	1	TODOS OS AGENTES DE LIMPEZA REFERIDOS All the cleaning products mentioned Tous les agents de nettoyage référés Alle Oben Genannten Reiniger	MANCHA NÃO É REMOVIDA Stain not Removed La Tache n'est pas Effacée Flecken nicht Entfernt

RESISTÊNCIA AOS AGENTES QUÍMICOS

Chemical Resistance | Résistance aux Agents Chimiques | Chemische Beständigkeit



Norma: ISO 10545-13 | Standard: ISO 10545-13 | Norme: ISO 10545-13 | Norm: ISO 10545-13

A resistência aos agentes químicos é definida para três tipos de agentes: ácidos, bases e produtos de limpeza

The chemical resistance is defined for three types of products: acids, alkalis, household chemical

La résistance aux agents chimiques est définie par trois types d'agents: acides, bases et produits d'entretien

Die chemische Beständigkeit wird gemäß drei Substanzen kategorisiert: Säuren, Basen und Reiniger

A classificação da resistência aos agentes químicos é efectuada em três classes, de acordo com o estado da superfície após o ataque químico

The classification of chemical resistance is made between three class, according to the visual determination of the attack

La classification de la résistance aux agents chimiques est effectuée en trois classes, en accord avec l'état de la surface après l'attaque chimique

Die chemische Beständigkeit wird je nach Oberflächenzustand nach chemischer Einwirkung in drei Klassen eingeteilt

	ÁCIDOS Acid Acides Säuren		BASES Alkalis Bases Basen		AGENTE DE LIMPEZA Cleaning Product Agent de Nettoyage Reiniger	
	ÁCIDO CLORÍDRICO E ÁCIDO CÍTRICO Hydrochloric Acid and Citric Acid Acide Chlorhydrique et Acide Citrique Salzsäure und Citronensäure		HIDRÓXIDO DE POTÁSSIO Potassium Hydroxide Hydroxyde de Potassium Kaliumhydroxid		CLORETO DE AMÔNIO E HIPOCLORITO DE SÓDIO Ammonium Chloride and Sodium Hypochlorite Chlorure d'Ammonium et Hypochlorite de Sodium Ammoniumchlorid und Natriumhypochlorit	
	CLASSE Class Classe Klasse	APÓS ATAQUE After Attack Après Exposition Nach Einwirkung	CLASSE Class Classe Klasse	APÓS ATAQUE After Attack Après Exposition	CLASSE Class Classe Klasse	APÓS ATAQUE After Attack Après Exposition
MAIS RESISTENTE More Resistance Plus Résistant Resistenter ↑ MENOS RESISTENTE Less Resistance Moins Résistant Weniger Resistenter	GLA JULA	SUPERFÍCIE INTACTA No visible affect Surface Intacte Oberfläche Intakt	GLA JULA	SUPERFÍCIE INTACTA No visible affect Surface Intacte Oberfläche Intakt	GA UA	SUPERFÍCIE INTACTA No visible affect Surface Intacte Oberfläche Intakt
	GLB JULB	SUPERFÍCIE ATACADA MAS REFLEXO VISÍVEL Definitive change in appearance Surface attaquée mais reflet visible Oberfläche angegriffen, aber glanz sichtbar	GLB JULB	SUPERFÍCIE ATACADA MAS REFLEXO VISÍVEL Definitive change in appearance Surface attaquée mais reflet visible Oberfläche angegriffen, aber glanz sichtbar	GB UB	SUPERFÍCIE ATACADA MAS REFLEXO VISÍVEL Definitive change in appearance Surface attaquée mais reflet visible Oberfläche angegriffen, aber glanz sichtbar
	GLC JULC	SUPERFÍCIE ATACADA E REFLEXO INVISÍVEL Partial or complete loss of the original surface Surface attaquée et reflet invisible Oberfläche angegriffen und glanz unsichtbar	GLC JULC	SUPERFÍCIE ATACADA E REFLEXO INVISÍVEL Partial or complete loss of the original surface Surface attaquée et reflet invisible Oberfläche angegriffen und glanz unsichtbar	GC UC	SUPERFÍCIE ATACADA E REFLEXO INVISÍVEL Partial or complete loss of the original surface Surface attaquée et reflet invisible Oberfläche angegriffen und glanz unsichtbar

RESISTÊNCIA AO ESCORREGAMENTO

Slip Resistance | Résistance au Glissement | Rutschfestigkeit



Norma: DIN 51130|DIN 51097|ENV 12633|BS 7976

Standard: DIN 51130|DIN 51097|ENV 12633|BS 7976 | Norme: DIN 51130|DIN 51097|ENV 12633|BS 7976 | Norm: DIN 51130|DIN 51097|ENV 12633|BS 7976

DIN 51130

CARACTERÍSTICA ANTIDERRAPANTE PARA SALAS E ZONAS DE TRABALHO COM ELEVADO RISCO DE ESCORREGAMENTO. ENSAIO: MARCHA COM BOTAS, EM PLANO INCLINADO COM ÓLEO.

Testing of floor coverings. Determination of the anti-slip properties workrooms and fields of activities with raised slip danger. Walking method: ramp test.
 Caractéristique antidérapante pour des salles et des zones de travail possédant un risque élevé de glissement. Essai: marche avec des bottes, sur des surfaces inclinées et huilée.
 Rutschfestigkeit für Arbeitsflächen mit hoher Rutschgefahr. Test: Begehung mit Stiefeln auf schiefer öliger Oberfläche.

CLASSE
Class
Classe
Klasse

LOCAIS ADEQUADOS*

Suitable Places | Lieux Adequats | Geeignete Bereiche

- * Alguns países possuem regulamentos específicos – consultar a regulamentação em vigor.
- * Specific regulations apply in some countries – consult the regulations in force.
- * Quelques pays ont des règlements spécifiques – consulter la réglementation en vigueur.
- * Einige Länder verfügen über spezifische Vorschriften – die geltenden Regelungen sind zu beachten.



R9: >6°-10°

ESCRITÓRIOS: ÁREAS DE ENTRADA E ESCADAS | RESTAURANTES: SALAS DE REFEIÇÃO | ESPAÇOS COMERCIAIS | SERVIÇOS HOSPITALARES: GABINETES MÉDICOS, SALAS DE OPERAÇÕES, CLÍNICAS, FARMÁCIAS E LABORATÓRIOS | ESCOLAS: ENTRADAS, CORREDORES, SALAS DE AULA E ESCADAS.

Offices: entrance areas and stairs | Restaurants: dining rooms | Shops | Health Services: doctor's surgeries, surgery rooms, clinics, pharmacies and labs | Schools: entrances, corridors, classrooms and stairs. |Bureaux: zones d'entrée et escaliers | Restaurants: salles à manger | Espaces Commerciaux | Services Hospitaliers: cabinets médicaux, salles d'opérations, cliniques, pharmacies et laboratoires | Écoles : entrées, couloirs, salles de classes et escaliers. |Büroräume: Eingangsbereiche und Treppen | Restaurants: Speiseräume | Geschäftsflächen | Medizinische Einrichtungen: Ärztesprechzimmer, Op-räume, Arztpraxen, Apotheken und labore | Schulen: Eingangsbereiche, Gänge, Klassenzimmer und Treppen.



R10: >10°-19°

ESCRITÓRIOS: EQUIPAMENTOS SOCIAIS (CASAS DE BANHO) | RESTAURANTES: COZINHAS DE CAFETARIAS | FABRICO DE PRODUTOS ALIMENTARES E BEBIDAS: CAVES E ARMAZENS | ESPAÇOS COMERCIAIS: PADARIAS, CONFEITARIAS E LACTICÍNIOS | SERVIÇOS HOSPITALARES: GABINETES DE ESTERILIZAÇÃO E SALAS DE BANHO | GARAGENS E OFICINAS: ESTACIONAMENTO | ESCOLAS: CASAS DE BANHO E SALAS DE TRABALHOS MANUAIS.

Offices: cloakroom facilities | Restaurants: cafeteria kitchens | Manufacture of Food and Drinks: cellars and warehouses | Shops: bakers', confectioners' and dairy products | Health Services: sterilisation rooms and toilets | Garages and Workshops: parking. | Schools: toilets and handicraft rooms. |Bureaux: équipements sociaux, toilettes | Restaurants: cuisines de cafeterias | Fabrication de produits alimentaires et boissons: caves et magasins | Espaces Commerciaux: boulangeries, confiseries et crémeries | Services Hospitaliers: cabinets de stérilisation et salles de bains[toilettes] | Garages et parking: stationnement | Écoles: toilettes et salles de travaux manuels. |Büroräume: Gemeinschaftliche Bereiche [Toiletten] | Restaurants: Cafeteria-küchen | Lebensmittel- und Getränkeherstellung: Keller und Lagerräume | Geschäftsflächen: Bäckereien, Konditoreien und Milchprodukte | Medizinische Einrichtungen: Sterilisationsräume und Baderäume | Garagen und Werkstätten: Parkflächen | Schulen: Toiletten und Handarbeitsräume.



R11: >19°-27°

FABRICO DE PRODUTOS ALIMENTARES E BEBIDAS: ENGARRAFAMENTO E PRODUÇÃO DE SUMOS | RESTAURANTES: COZINHAS INDUSTRIAIS (<100 REFEIÇÕES|DIA) | ARMAZENS FRIGORÍFICOS: PRODUTOS EMBALADOS | ESPAÇOS COMERCIAIS: TALHOS E FLORISTAS | SERVIÇOS HOSPITALARES: SALAS DE HIDROTERAPIA | GARAGENS E OFICINAS: ÁREAS DE SERVIÇO, LAVAGEM E REPARAÇÃO.

|Manufacture of Food and Beverages: juice production and bottling | Restaurants: industrial kitchens (<100 meals|day) | Refrigerating Warehouses: packed products | Shops: butchers' and florists | Health Services: hydrotherapy rooms | Garages and Workshops: service, washing and repair areas. |Fabrication de produits alimentaires et boissons : embouteillage et production de jus de fruits | Restaurants cuisines industrielles (<100 repas|quotidiens) | Magasins Frigorifiques: produits emballés | Espaces Commerciaux: boucheries et fleuristes | Services Hospitaliers: salles d'hydrothérapie | Garages et Parking: zones de service, lavage et réparation. | Lebensmittel- und Getränkeherstellung: Herstellung und Flaschenabfüllung von Säften | Restaurants: Grossküchen (< 100 Mahlzeiten pro Tag) | Tiefkühlager: verpackte Produkte | Geschäftsflächen: Metzgereien und Floristen | Medizinische Einrichtungen: Hydrotherapie-bereiche | Garagen und Werkstätten: Bereiche für Wartung, Waschen und Reparatur.



R12: >27°-35°

FABRICO DE MARGARINAS E ÓLEOS: ÁREAS DE PRODUÇÃO E EMBALAGEM | FABRICO DE LACTICÍNIOS: PROCESSAMENTO DE QUEIJO E ÁREAS DE ARMAZENAGEM | PADARIAS E CONFEITARIAS: PROCESSAMENTO DE MISTURAS DE MASSAS | INDÚSTRIA DE CARNES: CURA DE ENCHIDOS, ESTUFAS DE SECAGEM E EMBALAGEM | INDÚSTRIA DE VEGETAIS: PREPARAÇÃO E PROCESSAMENTO DE VEGETAIS | RESTAURANTES: COZINHAS INDUSTRIAIS (<100 REFEIÇÕES|DIA) | ARMAZENS FRIGORÍFICOS: PRODUTOS NÃO EMBALADOS | ESPAÇOS COMERCIAIS: PEIXARIAS.

Manufacture of Margarines and Oils: production and packing areas | Manufacture of Dairy Products: cheese processing and storage areas | Bakers' and Confectioners': pastry processing areas | Meat Industry: sausage production, drying rooms and packing | Vegetable Industry: vegetable preparation and processing | Restaurants: industrial kitchens (<100 meals|day) | Refrigerating Warehouses: unpacked products | Shops: fishmongers'. |Fabrication de margarines et d'huiles: zones de production et emballage | Fabrique de Produits Laitiers: fabrication de fromages et zones d'emmagasinage | Boulangeries et Confiseries: fabrication de mélanges de pâtes | Industrie de Viandes: traitement de produits de charcuterie, serres de séchage et emballage | Industrie de Légumes: préparation et traitement de légumes | Restaurants: cuisines industrielles (<100 repas|quotidiens) | Magasins Frigorifiques: produits non emballés | Espaces Commerciaux: poissonneries. | Herstellung von Margarine und Ölen: Produktion und Verpackung | Herstellung von Milchprodukten: Käseherstellung und Lager | Bäckereien und Konditoreien: Teigzubereitung und -mischung | Fleischindustrie: reifen von Räucherwurst, Trockenkammern und abpacken | Gemüseindustrie: Vorbereitung und Verarbeitung von Gemüse | Restaurants: Grossküchen (>100 Mahlzeiten pro Tag) | Tiefkühlager: unverpackte Produkte | Geschäftsflächen: Fischgeschäfte.



R13: >35°

FABRICO DE MARGARINAS E ÓLEOS: PROCESSAMENTO DAS GORDURAS | FABRICO DE LACTICÍNIOS: PROCESSAMENTO DE LEITE, MANTEIGA E GELADOS | INDÚSTRIA DE CARNES: MATADOURO, PROCESSAMENTO DE ENCHIDOS, CORTE E DESMANCHA DE CARNES | INDÚSTRIA DE PEIXE: PROCESSAMENTO DE PEIXE.

Manufacture of Margarines and Oils: fat processing areas | Manufacture of Dairy Products: milk, butter and ice-cream processing | Meat Industry: abattoir, sausage processing, meat cutting and carving | Fish Industry: fish processing. |Fabrication de margarines et d'huiles: traitement des graisses |Fabrication de produits laitiers: traitement du lait, du beurre et des glaces | Industries de Viandes: abattoir, traitement de produits de charcuterie, coupe et désossement de viande | Industrie de Poisson: traitement de poisson. | Herstellung von Margarine und Ölen: Verarbeitung von Fetten | Milchindustrie: verarbeitung von Milch, Butter und Speiseis | Fleischindustrie: Schlachthöfe, Verarbeitung von Räucherwurst, zuschneiden und entweiden | Fischindustrie: fischverarbeitung.

MENOS RESISTENTE
Less Resistance
Moins Résistant
Weniger Resistent



MAIS RESISTENTE
More Resistance
Plus Résistant
Resistenter

DIN 51097

CARACTERÍSTICA ANTIDERRAPANTE PARA ZONAS HÚMIDAS, PERCORRIDAS EM PÉ DESCALÇO. ENSAIO: MARCHA EM PÉ DESCALÇO, EM PLANO INCLINADO COM ÁGUA. Testing of floor coverings. Determination of the anti-slip properties wet-loaded barefoot areas. Walking method: ramp test Caractéristique antidérapante pour des zones humides, parcourues pieds nus. Essai: marche pieds nus, sur des surfaces inclinées et avec de l'eau. Merkmale Rutschhemmung für feuchtbereiche, barfuss. Test: barfuss auf schiefer ebene mit Wasser.		
CLASSE Class Classe Klasse	ÂNGULO DE INCLINAÇÃO Slope angle Angle d'inclinaison Neigungswinkel	LOCAIS ADEQUADOS* Suitable Places Lieux Adequats Geeignete Bereiche * Alguns países possuem regulamentos específicos – consultar a regulamentação em vigor. * Specific regulations apply in some countries – consult the regulations in force. * Quelques pays ont des règlements spécifiques – consulter la réglementation en vigueur. * Einige Länder verfügen über spezifische Vorschriften – die geltenden Regelungen sind zu beachten.
A	≥12°	ZONAS DE CIRCULAÇÃO DE PESSOAS DESCALÇAS (SECOS) BALNEÁRIOS PAVIMENTOS DE PISCINAS (PROFUNDIDADE >80 CM). Places where barefoot people walk (dry) Locker rooms Swimming-pool floors (depth >80 cm). Zones de circulation de personnes déchaussées (secs) Espaces de bains Revêtements de piscines: (Profondeur > 80 cm). Barfussbereiche (trocken) Umkleibereiche Schwimmbadböden (Wassertiefe >80 cm).
B	≥18°	ZONAS DE CIRCULAÇÃO DE PESSOAS DESCALÇAS CHUVEIROS ÁREAS CIRCUNDANTES DE PISCINAS PAVIMENTOS DE PISCINAS (PROFUNDIDADE >80 CM). Places where barefoot people walk Showers Areas around swimming-pools Swimming-pool floors (depth >80 cm). Zones de circulation de personnes déchaussées Douches Zones autour de piscines Revêtements de piscines: (Profondeur > 80 cm). Barfussbereiche Duschräume Flächen um Schwimmbäder herum Schwimmbadböden (Wassertiefe <80 cm).
C	≥24°	ACESSOS A PISCINAS (BORDOS E ESCADAS). Swimming-pool access areas (edges and stairs). Accès aux piscines (bordures et escaliers). Zugänge zu schwimmbädern (Ränder und Treppen).

ENV 12633

DETERMINAÇÃO DA RESISTÊNCIA AO ESCORREGAMENTO - TESTE DO PÊNDULO Standard Determination of slip resistance – pendulum test Détermination de la résistance au glissement – test du pendule Bestimmung der Rutschfestigkeit - Pendelprüfverfahren.	
CLASSE Class Classe Klasse	LOCALIZAÇÃO E CARACTERÍSTICAS DO SOLO Location and characteristics of the ground Lieux Adequats Geeignete Bereiche
1 15 < Rd ≤ 35	ZONAS INTERIORES SECAS COM SUPERFÍCIES DE INCLINAÇÃO INFERIOR A 6%. Dry indoor areas with a slope less than 6%. Zones intérieures sèches ayant des surfaces d'inclinaison inférieure à 6%. Trockene Innenbereiche mit Oberflächen, deren Neigungswinkel kleiner als 6% ist.
2 35 < Rd ≤ 45	ZONAS INTERIORES SECAS COM SUPERFÍCIES DE INCLINAÇÃO SUPERIOR OU IGUAL A 6% E ESCADAS. ZONAS INTERIORES HÚMIDAS TAIS COMO ENTRADAS DE EDIFÍCIOS A PARTIR DO ESPAÇO EXTERIOR, TERRAÇOS COBERTOS, VESTIÁRIOS, BALNEÁRIOS, WC, COZINHAS, ETC(1), COM INCLINAÇÃO INFERIOR A 6% Dry indoor areas with a slope of 6% or greater and stairs. Wet indoor areas such as entrances to buildings from the outside, covered terraces, changing rooms, showers, toilets, kitchens, etc.(1), with slope of 6% or less. Zones intérieures sèches ayant des surfaces d'inclinaison supérieure ou égale à 6% et des escaliers. Zones intérieures humides telles que : entrées d'immeubles à partir de l'espace extérieur, terrasses couvertes, vestiaires, douches, WC, cuisines, etc.(1), ayant une inclinaison inférieure à 6%. Trockene Innenbereiche mit Oberflächen, deren Neigungswinkel größer oder gleich 6% ist, und Treppen. Feuchte Innenbereiche wie beispielsweise Außeneingangsbereiche von Gebäuden, überdachte Terrassen, Umkleieräume, Duschräume, WC, Küchen etc.(1), deren Neigungswinkel kleiner als 6% ist. Flächen um Schwimmbäder herum Schwimmbadböden (Wassertiefe <80 cm).
3 Rd > 45	ZONAS INTERIORES HÚMIDAS TAIS COMO ENTRADAS DE EDIFÍCIOS A PARTIR DO ESPAÇO EXTERIOR, TERRAÇOS COBERTOS, VESTIÁRIOS, BALNEÁRIOS, WC, COZINHAS, ETC(1), COM INCLINAÇÃO SUPERIOR A 6% E ESCADAS SUPERFÍCIES EM ZONAS EXTERIORES. PISCINAS(2) E DUCHES. Wet indoor areas such as entrances to buildings from the outside, covered terraces, changing rooms, showers, toilets, kitchens, etc.(1), with slope of 6% or greater and stairs. Outdoor areas. Swimming pools(2) and Showers. Zones intérieures humides telles que: entrées d'immeubles à partir de l'espace extérieur, terrasses couvertes, vestiaires, douches, WC, cuisines, etc.(1), ayant une inclinaison supérieure à 6% et des escaliers. Surfaces en zones extérieures. Piscines(2) et douches. Feuchte Innenbereiche wie beispielsweise Außeneingangsbereiche von Gebäuden, überdachte Terrassen, Umkleieräume, Duschräume, WC, Küchen etc. (1) mit einem Neigungswinkel größer als 6% und Treppen. Oberflächen in Außenbereichen. Schwimmbäder(2) und Duschen.

[1] Exceto quando se trata de acessos diretos a zonas de uso restrito. | Except for direct accesses to restricted areas. | Sauf lorsqu'il s'agit d'accès directs à des zones de sûreté à accès réglementé. | Außer es handelt sich um Direktzugänge zu Bereichen mit beschränkter Nutzung

[2] Em zonas previstas para utilizadores descalços e pavimentos de piscinas, em zonas de profundidade inferior a 1,5m. | In areas intended for barefoot users and swimming pool floors less than 1.5 m deep. | Dans des zones prévues pour des utilisateurs déchaussés et des sols de piscines, dans des zones dont la profondeur est inférieure à 1,5m. | Bei Barfußbereichen und Schwimmbadböden, in Bereichen mit einer Tiefe von weniger als 1,5m.

Nota: De acordo com "Código Técnico de la Edificación", documento Básico SUA, sección SUA 1.

Note: In compliance with the Código Técnico de la Edificación, Documento Básico SUA, [Technical Building Code] section SUA 1.

Remarque: Selon le "Código Técnico de la Edificación", document base SUA, section SUA 1.

Anmerkung: Gemäß dem "Código Técnico de la Edificación", Basisdokument SUA, Abschnitt SUA 1.

BS 7976

DETERMINAÇÃO DE RESISTÊNCIA AO ESCORREGAMENTO DE PAVIMENTOS - TESTE DO PÊNULO INGLÊS Determination of slip resistance of floors – english pendulum test Détermination de résistance au glissement de sols – test du pendule anglais Bestimmung der Rutschfestigkeit von Böden - Pendelprüfverfahren englisch.	
PTV Pendulum Test Value	RISCO Risk Risque Risiko
0-24	ELEVADO POTENCIAL DE ESCORREGAMENTO High potential for slipping. Fort potentiel de glissement. erhöhtes Rutschrisiko.
25-35	POTENCIAL DE ESCORREGAMENTO MODERADO Moderate potential for slipping. Potentiel de glissement modéré. mäßiges Rutschrisiko.
> 35	BAIXO POTENCIAL DE ESCORREGAMENTO Low potential for slipping. Bas potentiel de glissement. niedriges Rutschrisiko.



RESISTÊNCIA À ABRASÃO SUPERFICIAL

Resistance to Superficial Abrasion | Résistance à l'abrasion superficielle | Widerstand Gegen Oberflächenverschleiss

Norma: ISO 10545-7 | Standard: ISO 10545-7 | Norme: ISO 10545-7 | Norm: ISO 10545-7

CLASSE 1 CLASS 1 CLASSE 1 KLASSE 1	PAVIMENTO SUJEITO A TRÁFEGO LIGEIRO, NUM AMBIENTE PROTEGIDO DE AGENTES ABRASIVOS E CORTANTES COMO AREIA OU GRAVILHA. ESTES PAVIMENTOS PODEM UTILIZAR-SE EM LOCAIS COMO, O QUARTO DE DORMIR OU SALA DE BANHO DE HABITAÇÕES PRIVADAS. Floor tiles subject to light use, in rooms free from abrasive and cutting agents such as sand or grit. These floor tiles can normally be used in bedrooms or bathrooms of private dwellings. Carrelage de Sol exposé à un trafic léger, dans un endroit protégé des agents abrasifs et coupants comme le sable ou le gravier. Ces carreaux peuvent être utilisés dans des endroits comme la chambre ou la salle de bain des habitations privées. Leicht frequentierte Böden ohne Einwirkung scheuernder oder schneidender Stoffe wie Sand oder Gesteinskörner. Diese Bodenbeläge eignen sich beispielsweise für Schlafzimmer oder Badezimmer von Wohnungen
CLASSE 2 CLASS 2 CLASSE 2 KLASSE 2	PAVIMENTO SUJEITO A TRÁFEGO MÉDIO LIGEIRO, NUM AMBIENTE PROTEGIDO DE AGENTES ABRASIVOS E CORTANTES COMO AREIA OU GRAVILHA. PAVIMENTOS INDICADOS PARA A UTILIZAÇÃO EM QUALQUER PARTE DA CASA, À EXCEÇÃO DA COZINHA. Floor tiles subject to medium light use, in rooms free from abrasive and cutting agents such as sand or grit. These floor tiles are ideal for any part of the house, except for the kitchen. Carrelage de Sol exposé à un trafic moyen léger, dans un endroit protégé des agents abrasifs et coupants comme le sable ou le gravier. Carreaux indiqués pour une utilisation dans toute la maison, à l'exception de la cuisine. Leicht mittelmässig frequentierte Böden ohne Einwirkung scheuernder oder schneidender Stoffe wie Sand oder Gesteinskörner. Diese Bodenbeläge eignen sich für alle Wohnbereiche mit Ausnahme der Küche.
CLASSE 3 CLASS 3 CLASSE 3 KLASSE 3	PAVIMENTO SUJEITO A TRÁFEGO MÉDIO, NUM AMBIENTE PROTEGIDO DE AGENTES ABRASIVOS E CORTANTES COMO AREIA OU GRAVILHA. PAVIMENTOS INDICADOS PARA A UTILIZAÇÃO EM QUALQUER PARTE DA CASA, INCLUINDO A COZINHA. Floor tiles subject to medium use, in rooms free from abrasive and cutting agents such as sand or grit. These floor tiles are ideal for any part of the house, including the kitchen. Carrelage de Sol exposé à un trafic moyen, dans un endroit protégé des agents abrasifs et coupants comme le sable ou le gravier. Carrelage de Sol indiqué pour une utilisation dans toute la maison, incluant la cuisine. Mittelmässig frequentierte Böden ohne Einwirkung scheuernder oder schneidender Stoffe wie Sand oder Gesteinskörner. Diese Bodenbeläge eignen sich für alle Wohnbereiche einschliesslich Küche.
CLASSE 4 CLASS 4 CLASSE 4 KLASSE 4	PAVIMENTO SUJEITO A TRÁFEGO MÉDIO PESADO NUM AMBIENTE DESPROTEGIDO DE AGENTES ABRASIVOS E CORTANTES COMO AREIA OU GRAVILHA E COM ACESSO AO EXTERIOR. PAVIMENTOS INDICADOS PARA A UTILIZAÇÃO EM TERRAÇOS E LOCAIS PÚBLICOS COM UM MOVIMENTO MEDIANO. Floor tiles subject to medium heavy use, in rooms which are subject to abrasive and cutting agents such as sand or grit, or have direct access to the outdoor. These floor tiles are ideal for terraces and public spaces with a medium-level use. Carrelage de Sol exposé à un trafic moyen lourd, dans un endroit dépourvu d'agents abrasifs et coupants comme le sable ou le gravier et avec accès à l'extérieur. Carrelage de Sol indiqué pour une utilisation en terrasse et endroits publics avec passage moyen. Mittelmässig stark frequentierte Böden unter Einwirkung von scheuernden oder schneidenden Stoffen wie Sand oder Gesteinskörnern und Zugang nach draussen. Diese Bodenbeläge eignen sich für mittelmässig frequentierte öffentliche Bereiche und Terrassen.
CLASSE 5 CLASS 5 CLASSE 5 KLASSE 5	PAVIMENTO SUJEITO A TRÁFEGO PESADO NUM AMBIENTE DESPROTEGIDO DE AGENTES ABRASIVOS E CORTANTES COMO AREIA OU GRAVILHA E COM ACESSO AO EXTERIOR. PAVIMENTOS INDICADOS PARA A UTILIZAÇÃO EM LOCAIS PÚBLICOS COMO RESTAURANTES, HOTÉIS, ESCRITÓRIOS, ESCOLAS, ETC. Floor tiles subject to heavy use, in rooms which are subject to abrasive and cutting agents such as sand or grit, or have direct access to the exterior. These floor tiles are ideal for public places such as restaurants, hotels, offices, schools, etc. Carrelage de Sol exposé à un trafic lourd dans un endroit dépourvu d'agents abrasifs et coupants comme le sable ou le gravier et avec accès à l'extérieur. Carrelage de Sol indiqué pour l'utilisation dans des endroits publics comme restaurants, hotels, bureaux, écoles, etc. Stark frequentierte Böden unter Einwirkung von scheuernden oder schneidenden Stoffen wie Sand oder Gesteinskörnern und Zugang nach draussen. Diese Bodenbeläge eignen sich für öffentliche Bereiche wie Restaurants, Hotels, Büros, Schulen etc.

APLICAÇÃO, LIMPEZA, MANUTENÇÃO E RECICLAGEM

A gama de produtos cerâmicos da RECER divide-se em três grupos: porcelânico, grés vidrado e monoporosa, cujas características cumprem os requisitos da norma EN14411.

Estes produtos apresentam-se em vários tipos de acabamentos e formatos, que devem ser tomados em consideração quando se escolhe um produto específico para uma determinada utilização.

Cuidados a ter antes de encomendar

É importante que os produtos cerâmicos, eleitos para uma determinada aplicação, satisfaçam, simultaneamente, o gosto dos utilizadores e os requisitos do tipo de utilização a que irão ser submetidos. Para isso, face às condições previstas de uso, a escolha do produto mais adequado deve fazer-se confrontando as características técnicas dos produtos com essas condições de utilização. As características técnicas dos produtos RECER são as que constam dos seus catálogos.

Aquando da encomenda, aconselhamos a aquisição de uma quantidade suplementar de produto, que deve representar entre 5 e 10% da área que se prevê vir a ser revestida, para responder às seguintes situações: quebras de material, em consequência de cortes, furos, acidentes, etc., durante a execução da obra; medições pouco rigorosas; eventual intervenção futura, resultante da necessidade de executar pequenas obras que impliquem a inutilização do material aplicado.

Verificação do produto antes do assentamento

Antes de se iniciar o assentamento do produto, deve confirmar-se a quantidade recebida e inspecionar-se o produto contido em algumas das caixas, escolhidas de forma aleatória, de modo a verificar se o produto, o calibre, o lote e a tonalidade correspondem ao que encomendou.

De seguida, deve fazer-se um painel com peças retiradas de várias caixas/paletes, para se verificar se existem variações de tonalidade entre as peças.

Algumas séries da gama RECER reproduzem ou inspiram-se em produtos naturais, pelo que as diferenças de tonalidade são intencionais, com o objetivo de enriquecer esteticamente o painel final. Pelas razões descritas, é aconselhável misturar peças de várias caixas, aquando do assentamento.

A Recer só aceita a devolução/reclamação de produto desde que o mesmo se encontre embalado nas caixas originais. Não são aceites reclamações de produtos já aplicados.

Durante o assentamento

É fundamental que o suporte onde o produto cerâmico vai ser aplicado esteja perfeitamente nivelado, isento de sujidade e completamente estável. No caso em que o produto seja aplicado sobre material cerâmico pré-existente, deve garantir-se que este se encontra bem aplicado, sem produto solto e com a superfície completamente nivelada e limpa. A cola de assentamento deve ser testada previamente, para verificar se adere bem à superfície e, em caso de dúvida, deve consultar-se o fornecedor do produto. Em alguns casos, poderá ser necessário alterar a superfície do material da base, mecânica ou quimicamente, para melhorar a adesão do material de assentamento.

As ferramentas de aplicação e espalhamento da cola de assentamento devem respeitar as instruções do seu fabricante, nomeadamente quanto à altura dos dentes da talocha, para garantir que a espessura da camada de cola satisfaz as exigências técnicas do fabricante. Para bater o produto cerâmico, aquando da sua aplicação, utilize sempre macetes de borracha branca, para evitar as marcas/resíduos de borracha na superfície do produto.

Juntas

O produto cerâmico é um material rígido, pelo que algumas variações dimensionais que ocorram na estrutura devem ser acomodadas pelo suporte e/ou confinadas às juntas de assentamento, de fracionamento ou de dilatação.

As juntas de assentamento devem apresentar um mínimo de 3mm de espessura (no caso de produto cerâmico retificado, pode usar-se juntas mínimas de 2mm), de forma a absorver os movimentos estruturais e as expansões ou retrações de origem térmica, as pequenas diferenças dimensionais do produto, a minimizar acertos de aplicação e a facilitar a sua substituição, diminuindo o risco de danificar o produto cerâmico adjacente.

Devem ser previstas juntas de fracionamento de 10 mm a cada 12 m² nas áreas expostas à ação direta dos raios solares ou 15 m² nas áreas sombreadas, se os produtos cerâmicos forem de cores claras. Estes valores deverão ser reduzidos para 9 e 12 m², respetivamente, se os produtos forem de cor escura. Os limites mencionados são limites máximos, não havendo qualquer inconveniente de natureza técnica se forem usados valores inferiores. Os vãos de janela e de portas podem ser usados para localizar estas juntas de fracionamento, sempre no prolongamento das faces inferiores das vergas e contra vergas.

Em nenhuma circunstância deve ser possível a transmissão de cargas aos produtos cerâmicos de revestimento das paredes. Por isso, devem ser previstas juntas de fracionamento que acompanhem a face inferior das vigas da estrutura. Todas as juntas de fracionamento devem ser tratadas de modo adequado, mediante a utilização de elastómeros que mantenham a estabilidade do assentamento.

Para o efeito, deve ser consultado o fabricante destes produtos, que aconselhará a melhor solução técnica e estética para cada caso.

As juntas estruturais não devem ser impedidas de funcionar e, para isso, em nenhuma circunstância o seu espaço deve ser preenchido com qualquer material rígido (cimento cola, por exemplo). No tratamento destas juntas, devem ser seguidas as melhores práticas disponíveis, de modo a que estes elementos construtivos desempenhem adequadamente as suas funções. Em particular, a espessura do cordão do elastómero deve respeitar as instruções do fabricante destes produtos.

Deve ter-se particular cuidado com a aplicação de materiais corados para enchimento das juntas (por exemplo, deve evitar-se a utilização de cores negras que contenham carvão micronizado), especialmente nos produtos de cores claras e/ou polidos e semi-polidos. O porcelânico apresenta na sua superfície uma pequena rugosidade (no mate) ou micro-porosidade (no polido e semi-polido), que pode dificultar a limpeza dos resíduos de material de enchimento depois de seco.

Após secagem do material de enchimento, recomenda-se a limpeza dos excessos de material, seguindo de perto as instruções de utilização do fabricante do produto.

Alinhamento

Para facilitar e permitir um bom alinhamento do produto, recomendamos a utilização de cruzetas ou cunhas. Aconselhamos a utilização de cruzetas auto-nivelantes, especialmente em produto de grande dimensão, retificado e aplicado no modo descontrado.

Colas

O tipo de cola a utilizar depende da natureza da obra (aplicação em chão ou parede, tipo de utilização do local, etc.), da aderência do suporte e da tipologia do produto cerâmico a aplicar. As condições ambientais, como a temperatura, a humidade relativa e o vento, podem influenciar o tempo aberto da cola e a qualidade da colagem. A aplicação do produto cerâmico deve ser efetuada por profissionais experientes e deve respeitar as recomendações do fabricante da cola.

O porcelânico, devido à sua porosidade quase nula, exige especial cuidado na seleção da cola e no processo de colagem. Normalmente, recomenda-se a utilização de uma cola de ligantes mistos (cimento e resina) em dupla capa (aplicação de cola no tardo e no suporte) em produtos de dimensão igual ou superior a 900 cm². Pontualmente, durante a aplicação, devem ser descoladas algumas peças, para se verificar a eficácia da colagem (a apresentação de cristais indicia uma boa adesão).

Aplicação de Produto

A “aplicação desencontrada” deve ser ensaiada, previamente ao assentamento definitivo, para verificação do resultado final, uma vez que pequenas diferenças de planaridade nos produtos (naturais neste tipo de materiais, de acordo com os parâmetros estabelecidos pela norma europeia EN 14411) são acentuadas neste tipo de assentamento.

Em peças retangulares, o valor de desfasamento não deve ultrapassar 1/5 do comprimento do lado maior e 1/3 nas peças quadradas.

Acabamentos

O produto não vidrado (porcelânico, polido e semi-polido) não pode ser riscado com marcadores de tinta permanente, nem raspado na sua superfície com objetos metálicos.

O produto polido e semi-polido é protegido com um impermeabilizante anti mancha, de modo a facilitar a sua limpeza durante e após a obra. No entanto, deve ser garantida uma limpeza cuidada e atempada do material.

A Recer aconselha uma utilização cuidadosa do produto polido, não devendo ser aplicado em zonas de tráfego elevado sem proteção.

Deve utilizar-se tapetes nas portas com ligação direta ao exterior, para garantir que sejam retidas as partículas abrasivas arrastadas pelo calçado (areias, pedras, etc.).

Em áreas de tráfego intenso, revestidas com material porcelânico polido, para além do tapete orgânico deve criar-se uma zona intermédia, revestida com pavimento mais rugoso, criando-se, deste modo, uma transição suave entre a área mais externa e a área mais interna de material porcelânico polido, o que permite uma utilização mais segura por parte dos utilizadores e também uma maior durabilidade do material polido.

O produto polido deve ser objeto de cuidados especiais de manutenção, aconselhando-se a aplicação periódica de agentes de impermeabilização superficial, devendo ser seguidas as recomendações dos fabricantes destes produtos. Este procedimento permitirá manter o aspeto inicial do material polido e também prolongar a sua vida útil.

O porcelânico pode ser usado com sistemas de fixação mecânica (como pavimento sobre-elevado ou como revestimento em fachada ventilada).

Final de obra

A maioria dos problemas identificados após o termo da obra são devidos a uma deficiente limpeza depois do assentamento. Recomenda-se, por isso, uma limpeza diária, para não deixar que os resíduos de obra possam atuar durante muito tempo sobre o produto.

No final da obra deve proceder-se à limpeza de toda a superfície, de forma a eliminar os resíduos de cimentos, de colas, de materiais de enchimento de junta e restante sujidade. Para isso, aconselha-se a utilização de um desincrustante comercial de base ácida, respeitando os tempos de secagem recomendados pelos fabricantes da cola e do material de enchimento de junta, já que o ácido poderá deteriorar estes materiais e manchar a superfície do produto, se as colas ainda não estiverem “curadas”. No final, deve lavar-se toda a superfície com água abundante.

Se ainda houver trabalhos a realizar no local, que possam causar riscos ou outros danos na superfície do produto, proteja-o devidamente, usando, por exemplo, cartão ou plástico grosso.

Limpeza e manutenção em utilização

O porcelânico não vidrado, polido ou semi-polido, necessita de especial atenção quanto à limpeza de alguns tipos de manchas.

A limpeza quotidiana é simples, bastando utilizar um detergente comercial e água limpa. Na limpeza de manchas específicas consultar a tabela abaixo.

As manchas de cor (café, vinho, cola, graxa, etc.) sobre os produtos porcelânicos devem ser imediatamente limpas com um pano húmido. Caso contrário, podem necessitar de um detergente específico para as remover.

Deve ter-se cuidado com a utilização de detergentes comerciais específicos (dada a sua composição química) para retirar determinados resíduos difíceis, como por exemplo tintas, porque podem degradar a superfície do produto cerâmico vidrado, polido e semi-polido. Nunca utilizar produtos de limpeza que contenham ácido fluorídrico.

Deve ter-se especial atenção na utilização de produtos oleosos (azeite, óleo, cera, etc.), que formam uma película que provoca um efeito similar ao do impermeabilizante, podendo originar uma alteração de tom do produto cerâmico. A sua remoção pode ser dificultada pelo tipo de material manchante e pela idade da mancha.

Por precaução, os produtos de limpeza mais fortes devem ser previamente testados – sempre – numa zona pequena e pouco visível, de modo a verificar os seus efeitos.

Na Recer, todos os nossos produtos são testados em laboratório. Existem no mercado várias empresas que comercializam produtos de limpeza específicos e de tratamento do produto cerâmico. Na tabela abaixo indicam-se alguns exemplos de agentes de limpeza consoante o tipo de sujidade. Estes agentes podem constituir uma orientação para a seleção dos produtos existentes no mercado, de acordo com o seu princípio ativo.

Porcelânico

Tipo de Sujidade	Detergente ou Solvente Aconselhado
Depósitos / eflorescências de: Calcário Tinta de tinteiro Ferrugem Oxidação Cimento	Detergente com base ácida: . Ácido Clorídrico até 18% . Ácido nítrico . Ácido sulfúrico . Ácido oxálico
Cerveja / vinho Gelado / café / chá Gordura vegetal e animal Urina / Vômito	Detergente com base alcalina: . Soda cáustica . Potassa
Marca de pneu Tintas resinosas ou esmalte Óleo Vernizes Graxa Lápis de cera Tinta de cabelo Baton Betumes Ceras Resinas	Solventes: . Trielina . Diluente . Aguarrás . Acetona
Canetas de feltro Ketchup / Coca-cola / Vinagre Azul metileno	. Detergente com base alcalina . Ácido
Tintas de grafiti	Detergente específico com base ácida
Sujidade nas juntas	Detergente específico com base alcalina
Manutenção quotidiana	Detergente comum

Os ácidos e outros produtos químicos concentrados de limpeza e manutenção devem ser usados com prudência e respeitando as instruções de uso que acompanham as embalagens e os rótulos. Os produtos com acabamento polido e semi-polido devem ser impermeabilizados logo após o assentamento e antes de serem rejuntados. Sobre os produtos de impermeabilização, deve recolher-se informação relevante, ou mesmo contactar-se o fabricante, antes de ser selecionado um produto de limpeza, um tratamento e/ou um impermeabilizante, de modo a assegurar que é escolhido o produto adequado para a utilização pretendida.

Gestão de resíduos de obra

Os produtos cerâmicos são quimicamente inertes, não libertando quaisquer substâncias tóxicas ou perigosas. Contudo, em final de obra, todos os resíduos de produtos cerâmicos devem ser separados e encaminhados como resíduos de construção e demolição (rcd), seguindo a legislação aplicável em vigor. As embalagens dos produtos Recer são desenvolvidas em conjunto com os nossos fornecedores, de modo a não incorporarem substâncias perigosas. Todos os elementos de embalagem dos produtos Recer são recicláveis, devendo ser separados em obra por tipos (plástico, cartão e madeira) e encaminhados para destinatários adequados para a sua valorização.

Sempre que possível, em obra, deve ser promovida a separação dos resíduos e a sua entrega a entidades devidamente credenciadas, privilegiando a reciclagem [incorporação em processos produtivos] como destino final dos resíduos.

LAYING, CLEANING MAINTENANCE AND RECYCLING

RECER's range of ceramic products fall into three groups: porcelain tiles, glazed tiles and white body wall tiles, which meet the requirements of standard EN14411. These items come with various finishes and in different formats, which must be borne in mind when choosing a specific product for a desired use.

Considerations before ordering

It is important that the tiles chosen for a particular application satisfy both the taste of users and the requirements of the use to which they will be put. For that, given the anticipated conditions of use, the most suitable product should be chosen by examining the technical characteristics of the products with those usage conditions. The technical characteristics of RECER products are those set out in its catalogues.

When ordering, we advise buying more than the estimated quantity, amounting to between 5 and 10% of the area it is planned to cover, so as to cope with the following circumstances: materials damaged as a result of cutting, drilling, accidents, etc., during the execution of the work; inaccurate measurements; possible future intervention, arising from the need to carry out minor works involving the destruction of the material applied.

Checking the product before laying

Before starting to lay the product, check the quantity received and inspect the content of some of the boxes, chosen at random, so as to confirm that the product, its size, the batch and the colour match those ordered.

Next, make a panel with pieces taken from several boxes/pallets to see if the pieces vary in terms of colour shade.

Some of the series in RECER's product range replicate or are inspired by natural products and so differences in shade are intentional, with the purpose of aesthetically enhancing the final panel. For the above reasons, we recommend mixing tiles from several boxes when laying them.

Recer only accepts returns or complaints about a product if it is packed in the original boxes. Complaints about products already laid are not accepted.

During the tile laying

It is essential that the substrate on which the tiles are to be laid is perfectly levelled, free of any dirt and completely stable. If the product is to be laid on a previous layer of tiles, you should ensure that this layer has been properly laid, with no loose material and with a completely clean, level surface. The adhesive used for laying the tiles should be tested beforehand to check that it adheres well to the surface and, if in doubt, please seek advice from the supplier of the product. It might be necessary sometimes to change the surface of the substrate either mechanically or chemically, to improve the adhesion of the fixing material.

The tools for laying the tiles and spreading the adhesive must meet the specifications of their manufacturer, particularly with respect to the notches of the trowel, to ensure that the thickness of the layer of adhesive complies with the manufacturer's technical requirements. When tapping the tiles, always use a white rubber mallet so that no rubber marks are left on the tile surface.

Joints

Tiles are rigid, so any variations in their structure must be accommodated by the substrate and/or confined to the laying, fractioning or expansion joints.

The laying joints should be at least 3 mm thick (or 2 mm in the case of rectified tiles) so as to absorb structural movements and expansions and contractions caused by temperature changes or slight differences in tile size, to minimise adjustments in laying them, to facilitate their replacement and reduce the risk of damaging adjacent tiles.

Fractioning joints of 10 mm per 12 m² should be provided for in areas exposed to direct sunlight, or 15 m² in shady areas, if the tiles are light coloured. These figures should be reduced to 9 and 12 m², respectively, if the tiles are dark coloured. The limits mentioned are maximum limits, and there is no technical problem if smaller values are used. These fractioning joints can be placed in window and door apertures, always on the extension of the lower sides of the lintels and sills.

Under no circumstances should it be possible to transmit loads to wall tiles. Therefore, provision should be made for fractioning joints to follow the lower side of structural beams. All fractioning joints should be treated appropriately, through the use of elastomers to maintain the stability of the bedding. Please seek advice from the manufacturer of these products regarding the best technical and aesthetic solution for each case.

Structural joints must not be prevented from functioning, therefore their space must never, in any circumstances, be filled with any rigid material (such as cementitious adhesive). The best practice available must be followed when treating these joints so that the structural elements can properly fulfil their function. The elastomer bead thickness, especially, must comply with the manufacturer's instructions.

Particular care must be taken when using coloured grouts to fill the joints (for instance, it is best to avoid using shades of black that contain micronized charcoal), especially on light and/or polished and semi-polished tiles. The surface of porcelain has a slight roughness (on matt finish) or micro-porosity (on polished or semi-polished finish) that can make it hard to clean any traces of the grout once it has dried.

Once the grout material has dried, any excess should be cleaned away, following the product manufacturer's instructions very carefully.

Alignment

The use of spacers or wedges is recommended to facilitate proper alignment of the product. We recommend the use of self-levelling spacers/crosspieces, especially for large rectified slabs, applied in an alternating layout.

Adhesives

The type of adhesive you use depends on the nature of the work (installing on a floor or wall, type of usage of the site, etc.), on the bonding of the substrate and the kind of tiles or slabs to be laid. Environmental conditions, such as temperature, relative humidity and wind, can influence the open time of the adhesive and the bonding quality. The product must be applied by experienced professionals and the recommendations of the manufacturer must be followed.

Because of their almost zero porosity, porcelain tiles need special care in the choice of adhesive and in the bonding process. An adhesive with a mixture of bonding agents (cement and resin) is usually recommended, in a twin layer (i.e. applied to the back of the piece and to the substrate), for pieces of 900 cm² or more. Some pieces should be removed from time to time during laying, so as to check the effectiveness of the bonding (the presence of crystals indicates a good bond).

Product application

The "alternating layout" should be tried out prior to final laying to confirm the ultimate outcome; small differences in the flatness of these products (which is natural for this type of material, as established in European standard EN 14411) are accentuated in this kind of laying.

The amount of offsetting should not exceed 1/5 of the length of the longer side of rectangular pieces, and 1/3 of the length of the side of square pieces.

Finishes

Do not mark unglazed tiles (porcelain, polished and semi-polished) with permanent marker pens or scratch their surface with metal objects.

Polished and semi-polished products are protected with anti-stain waterproofing to facilitate cleaning during and after the work. Nonetheless, the material should be cleaned carefully, as soon as possible.

Recer recommends the careful use of polished products, which should not be laid in high-traffic areas, without protection.

Mats should be placed at doors leading directly outdoors to ensure the removal of abrasive particles (sand, stones, etc.) from footwear.

In high-traffic areas where polished porcelain tiles are laid, as well as placing a mat, there should be an intermediate area of rougher floor tiles to create a smooth transition from the outer area to the inner area of the polished porcelain tiles. This will be safer for the users and enhance the durability of the polished material.

The polished product must be carefully maintained. The periodic application of surface waterproofing agents is recommended, carefully following the manufacturer's instructions. This procedure will preserve the initial appearance of the polished material and extend its useful life.

Porcelain tiles can be used with mechanical fastening systems (such as on raised floors or cladding on ventilated façades).

End of work

Most of the problems found after the work has finished are caused by poor cleaning after laying. Daily cleaning is therefore recommended, so that waste material from the work does not stay on the product for a long time.

At the end of the work, the entire surface must be cleaned to get rid of traces of cement, adhesives, grout and any other dirt. For this, we advise using a commercial acid-based descaling agent, respecting the drying times recommended by the manufacturer of the adhesive and the grout, since the acid can spoil these materials and stain the surface of the product, if the adhesives are not cured. Finally, wash the whole surface with plenty of water.

If there is still work to be carried out on the site that could scratch or cause other damage to the surface of the product, protect it properly with cardboard or thick plastic, for example.

Cleaning and maintenance in use

Unglazed, polished or semi-polished porcelain tiles need special care when it comes to cleaning certain stains.

Daily cleaning is easy and only requires a commercial detergent and clean water. When cleaning specific stains, consult the table below.

Coloured stains (coffee, wine, glue, grease, etc.) on porcelain products should be cleaned straightaway with a damp cloth. Otherwise, you might need to use a specific detergent to remove them.

Care should be taken with using specific commercial detergents (given their chemical composition) to remove certain difficult marks such as paint because they can spoil the surface of some glazed, polished and semi-polished tiles. Never use cleaners containing hydrofluoric acid.

Special care is needed when using oily products (olive and other oils, waxes, etc.), since they can form a film that causes an effect similar to waterproofing and can change the colour of the tile. This can be quite hard to remove, depending on the type of staining material and the age of the stain.

As a precaution, stronger cleaning agents should always be tested first on a small, inconspicuous area to see their effects.

At Recer, all our products are tested in the laboratory. There are several firms selling specific cleaning products for ceramic tiles. The table below lists some examples of cleaning agents for specific types of dirt. This list of agents can be used as a guide when choosing between the cleaning products on the market, based on their active ingredient.

Acids and other concentrated chemical cleaning and maintenance products must be used with care and in accordance with the instructions on their use that come with the packaging and labels. Polished and semi-polished products must be sealed immediately after laying and before being grouted. Regarding sealing products, you should first obtain all relevant information or perhaps even get in touch with the manufacturer before choosing a cleaning product, treatment and/or waterproof coating to make sure that you get the right product for the purpose.

Porcelain tiles

Type of Dirt	Recommended Detergent or Solvent
Deposits/ Efflorescence of: Limescale Ink Rust Oxidation Cement	Acid-based detergent: . Hydrochloric acid up to 18% . Nitric Acid . Sulphuric Acid . Oxalic Acid
Beer / wine / Ice cream / coffee / tea Vegetable and animal fats Urine / Vomit	Alkaline-based detergent: . Caustic soda . Potash
Tyre marks Resinous inks or enamel Oil Varnish Grease Wax crayon Hair dye Lipstick Bitumen Wax Resins	Solvents: . Trichloroethylene . Thinner . Turpentine . Acetone
Felt tip pens Ketchup / Coca-cola / Vinegar Methylene blue	. Alkaline-based detergents . Acid
Spray paint	Specialist acid-based detergent
Dirt in the grout	Specialist alkaline-based detergent
Daily cleaning	Ordinary detergent

Dealing with waste and leftover material

Ceramic products are chemically inert and do not release any toxic or hazardous substances. However, at the end of the work, all waste ceramics must be separated and sent on as construction and demolition waste (CDW), in compliance with current applicable legislation. Recer's product packaging is developed together with our suppliers, to ensure they do not incorporate hazardous substances. All the elements of the packaging of Recer products are recyclable and should be separated by type (plastic, cardboard and wood) and sent to the appropriate recipients to be exploited. Whenever possible, waste should be separated on site and delivered to duly accredited entities. Recycling (incorporation in productive processes) is favoured as the final destination of waste material.

POSE, NETTOYAGE, ENTRETIEN ET RECYCLAGE

La gamme de produits céramiques de RECER se divise en trois groupes : grès cérame, grès émaillé et faïence en pâte blanche, dont les caractéristiques respectent les exigences de la norme EN14411.

Ces produits sont présentés en plusieurs types de finitions et de formats, qui doivent être pris en compte lorsqu'un produit spécifique est choisi pour une utilisation déterminée.

Précautions à prendre avant de commander

Il est important que les produits céramiques choisis pour une application déterminée répondent au goût des utilisateurs tout en respectant les exigences du type d'utilisation auquel ils seront soumis. Le choix du produit le plus approprié doit donc se faire en confrontant les caractéristiques techniques des produits aux conditions d'utilisation prévues. Les caractéristiques techniques des produits RECER sont celles qui figurent dans ses catalogues.

Lors de la commande, nous conseillons d'acheter une quantité supplémentaire de produit, qui doit représenter entre 5 et 10 % de la surface qu'il est prévu de recouvrir, afin de répondre aux situations suivantes: chutes de matériaux résultant des découpes, trous, accidents, etc., pendant l'exécution des travaux ; mesures peu rigoureuses ; éventuelle intervention ultérieure, en raison de la nécessité d'exécuter de petits travaux qui impliquent l'inutilisation du matériau appliqué.

Vérification du produit avant la pose

Avant de commencer la pose du produit, vous devez confirmer la quantité reçue et vérifier le produit dans quelques boîtes, choisies de forme aléatoire, afin de vérifier si le produit, le calibre, et la nuance correspondent à ce qui a été commandé.

Ensuite, un panneau doit être réalisé avec les pièces retirées de plusieurs boîtes/palettes, afin de vérifier s'il existe des variations de tonalité entre les pièces.

Certaines séries de la gamme RECER reproduisent ou s'inspirent de produits naturels. Les différences de tonalité sont alors intentionnelles, afin d'enrichir le panneau final du point de vue esthétique. Pour les raisons susmentionnées, il est conseillé de mélanger des pièces de plusieurs boîtes lors de la pose.

Recer n'accepte le renvoi ou la réclamation de produit que s'il est emballé dans les boîtes originales. Les réclamations de produits déjà appliqués ne sont pas acceptées.

Pendant la pose

Il est fondamental que le support sur lequel le produit céramique va être appliqué soit parfaitement nivelé, exempt de saleté et complètement stable. Lorsque le produit est appliqué sur un matériau céramique préexistant, il doit être garanti que celui-ci est bien appliqué, sans produit détaché et avec une surface complètement nivelée et propre. La colle de pose doit être testée au préalable, afin de vérifier qu'elle adhère bien à la surface et, en cas de doute, il est nécessaire de consulter le fournisseur du produit. Dans certains cas, il pourra être nécessaire de modifier la surface du matériau de la base, mécaniquement ou chimiquement, pour améliorer l'adhérence du matériau de pose.

Les outils d'application et d'étalement de la colle de pose doivent respecter les instructions de leur fabricant, notamment en ce qui concerne la hauteur des dents de la taloche, afin de garantir que l'épaisseur de la couche de colle respecte les exigences techniques du fabricant. Pour frapper le produit céramique lors de son application, utilisez toujours des marteaux en caoutchouc blanc afin d'éviter les marques/résidus de caoutchouc à la surface du produit.

Joints

Le produit céramique est un matériau rigide. Certaines variations dimensionnelles existant dans la structure doivent donc être récupérés par le support et/ou se trouver au niveau des joints de pose, de fractionnement ou de dilatation.

Les joints de pose doivent présenter un minimum de 3 mm d'épaisseur (en cas de produit céramique rectifié, il peut être utilisé des joints minimaux de 2 mm), afin d'absorber les mouvements structurels et les dilatations ou rétractions d'origine thermique, les petites différences dimensionnelles du produit, de minimiser les ajustements d'application et de faciliter leur substitution en diminuant le risque d'endommager le produit céramique adjacent.

Des joints de fractionnement de 10 mm doivent être prévus tous les 12 m² dans les zones exposées à l'action directe des rayons solaires ou tous les 15 m² dans les zones ombragées, si les produits céramiques sont de couleurs claires. Ces valeurs devront être réduites à 9 et 12 m², respectivement, si les produits sont de couleur foncée. Les limites susmentionnées sont des limites maximales et il n'existe aucun inconvénient de nature technique si des valeurs inférieures sont utilisées. Les ouvertures des fenêtres et des portes peuvent être utilisées pour situer ces joints de fractionnement, toujours dans le prolongement des faces inférieures des linteaux et contre-linteaux. La transmission des charges aux produits céramiques de revêtement mural ne doit être en aucun cas possible. Des joints de fractionnement qui accompagnent la face inférieure des faisceaux de la structure doivent donc être prévus. Tous les joints de fractionnement doivent être traités de forme appropriée, moyennant l'utilisation d'élastomères qui maintiennent la stabilité de la pose.

Le fabricant de ces produits doit être consulté à cet effet afin de conseiller sur la meilleure solution technique et esthétique dans chaque cas.

Le fonctionnement des joints structurels doit être garanti. Leur espace ne doit donc en aucun cas être rempli d'un quelconque matériau rigide (ciment colle, par exemple). Les meilleures pratiques disponibles de traitement de ces joints doivent être suivies afin que ces éléments constructifs remplissent correctement leurs fonctions. L'épaisseur du cordon de l'élastomère doit en particulier respecter les instructions du fabricant de ces produits.

Il faut prendre des précautions spéciales pour l'application de matériaux colorés pour le remplissage des joints (par exemple, il faut éviter d'utiliser des couleurs noires qui contiennent du charbon micronisé), spécialement avec les produits de couleurs claires et/ou polis et semi-polis. Le grès cérame présente en surface une faible rugosité (pour le mat) ou microporosité (pour le poli et semi-poli), qui peut rendre le nettoyage des résidus de matériau de remplissage difficile après séchage.

Après séchage du matériau de remplissage, il est recommandé de nettoyer les surplus de matériau, en respectant rigoureusement les instructions d'utilisation du fabricant du produit.

Alignement

Pour faciliter et permettre un bon alignement du produit, nous recommandons d'utiliser des croisillons ou des cales. Nous conseillons d'utilisation de croisillons auto-nivelants, spécialement avec les produits de grande dimension, rectifiés et appliqués avec le mode décalé.

Colles

Le type de colle à utiliser dépend de la nature des travaux (application au sol ou murale, type d'utilisation du lieu, etc.), de l'adhérence du support et de la typologie du produit céramique à appliquer. Les conditions environnementales comme la température, l'humidité relative et le vent peuvent influencer le temps ouvert de la colle et la qualité du collage. L'application du produit céramique doit être effectuée par des professionnels expérimentés et doit respecter les recommandations du fabricant de la colle.

Le grès cérame, en raison de sa porosité presque nulle, demande à ce qu'il existe une attention particulière au choix de la colle et au processus de collage. Il est normalement recommandé d'utiliser une colle à liants mixtes (ciment et résine), avec double encollage (application de colle sur la face de scellement et sur le support), pour les produits de dimension supérieure ou égale à 900 cm². Quelques pièces doivent être décollées rapidement pendant l'application pour vérifier l'efficacité du collage (la présence de cristaux est synonyme de bonne adhésion).

Application de produit

L'« application décalée » doit être testée avant la pose définitive afin de vérifier le résultat final, car les petites différences de planéité entre les produits (naturelles avec ce type de matériaux, conformément aux paramètres établis par la norme européenne EN 14411) sont accentuées dans ce type de pose.

Avec des pièces rectangulaires, la valeur de décalage ne doit pas dépasser 1/5 de la longueur du côté le plus grand et avec les pièces carrées, 1/3.

Finitions

Il ne doit pas être écrit avec des marqueurs à encre permanente sur le produit non émaillé (grès cérame, poli et semi-poli) et sa surface ne doit pas être grattée avec des objets métalliques.

Le produit poli et semi-poli est protégé avec un produit imperméabilisant antitache, afin de faciliter son nettoyage pendant et après les travaux. Un nettoyage méticuleux et en temps utile du matériau doit être garanti.

Recer conseille une utilisation prudente du produit poli, qui ne devra pas être appliqué dans des zones à trafic élevé sans protection.

Des tapis doivent être utilisés au niveau des portes ayant une liaison directe avec l'extérieur, afin de garantir que les particules abrasives entraînées par les chaussures (sables, pierres, etc.) soient retenues.

Dans des secteurs à trafic intense recouvertes de matériau en grès cérame poli, outre le tapis organique, il doit être créé une zone intermédiaire recouverte d'un revêtement de sol plus rugueux pour former ainsi une transition douce entre le secteur le plus externe et le secteur le plus interne de matériau en grès cérame poli, ce qui permet une utilisation plus sûre de la part des utilisateurs, mais aussi une plus grande durabilité du matériau poli.

Le produit poli doit faire l'objet de soins particuliers d'entretien. Il est conseillé d'appliquer périodiquement des agents d'imperméabilisation superficielle, en suivant les recommandations des fabricants de ces produits. Cette procédure permettra de maintenir l'aspect initial du matériau poli, mais aussi de prolonger sa vie utile.

Le grès cérame peut être utilisé avec des systèmes de fixation mécanique (comme le revêtement de sol surélevé ou le revêtement mural en façade ventilée).

Fin des travaux

La majorité des problèmes identifiés après la fin des travaux est due à un mauvais nettoyage après la pose. Il est donc recommandé de nettoyer quotidiennement, pour ne pas laisser les résidus de l'ouvrage agir très longtemps sur le produit.

À la fin des travaux, il faut procéder au nettoyage de toute la surface afin d'éliminer les résidus de ciments, de colles, de matériaux de remplissage des joints et le reste de la saleté. Pour ce faire, il est conseillé d'utiliser un désincrustant commercial à base acide en respectant les temps de séchage recommandés par les fabricants de la colle et du matériau de remplissage des joints, car l'acide peut détériorer ces matériaux et tacher la surface du produit si les colles n'ont pas encore « durci ». À la fin, toute la surface doit être lavée abondamment avec de l'eau.

S'il existe encore des travaux à réaliser sur le lieu pouvant causer des risques ou d'autres dommages à la surface du produit, protégez-le correctement en utilisant, par exemple, du carton ou un plastique épais.

Nettoyage et entretien lors de l'utilisation

Le grès cérame non émaillé, poli ou semi-poli, a besoin d'une attention particulière pour le nettoyage de certains types de taches.

Le nettoyage quotidien est simple. Il suffit d'utiliser un détergent commercial et une eau propre. Pour le nettoyage de taches spécifiques, consulter le tableau ci-dessous.

Les taches de couleur (café, vin, colle, cirage, etc.) sur les produits en grès cérame doivent être immédiatement nettoyées avec un chiffon humide. Dans le cas contraire, un détergent spécifique peut être nécessaire pour les enlever.

Il est nécessaire de faire attention lors de l'utilisation de détergents commerciaux spécifiques (en raison de leur composition chimique) pour enlever certains résidus difficiles, comme par exemple de peintures, car ils peuvent dégrader la surface du produit céramique émaillé, poli et semi-poli. Ne jamais utiliser des produits de nettoyage qui contiennent de l'acide fluorhydrique.

Il est nécessaire de prendre des précautions particulières lors l'utilisation de produits huileux (pétrole, huile, cire, etc.), qui forment une pellicule provoquant un effet semblable à celui d'un imperméabilisant et pouvant donner lieu à une modification de ton du produit céramique. Leur élimination peut être rendue difficile par le type de matériau tachant et par l'ancienneté de la tache.

Par précaution, les produits de nettoyage plus forts doivent être testés au préalable, toujours dans une petite zone, peu visible, afin de vérifier leurs effets.

Chez Recer, tous nos produits sont testés en laboratoire. Il existe sur le marché plusieurs sociétés qui commercialisent des produits de nettoyage spécifiques et de traitement du produit céramique. Dans le tableau ci-dessous sont indiqués quelques exemples d'agents de nettoyage en fonction du type de saleté. Ces agents peuvent constituer une orientation pour le choix des produits existants sur le marché, en fonction de leur principe actif.

Les acides et autres produits chimiques concentrés de nettoyage et d'entretien doivent être utilisés avec prudence et en respectant les instructions d'utilisation qui accompagnent les emballages et les étiquettes. Les produits avec une finition polie et semi-polie doivent être imperméabilisés immédiatement après la pose et avant le jointoiment. Sur les produits d'imperméabilisation, des informations pertinentes doivent être collectées, ou même le fabricant contacté, avant de sélectionner un produit de nettoyage, un traitement et/ou un imperméabilisant, afin de s'assurer que le produit sélectionné est adapté à l'utilisation souhaitée.

Gestion des déchets des travaux

Les produits céramiques sont chimiquement inertes et ne libèrent aucune substance toxique ou dangereuse. Néanmoins, à la fin des travaux, tous les déchets de produits céramiques doivent être séparés et évacués en tant que déchets de construction et de démolition (dcd), conformément à la législation applicable en vigueur. Les emballages des produits Recer sont développés conjointement avec nos fournisseurs, afin de n'incorporer aucune substance dangereuse. Tous les éléments d'emballage des produits Recer sont recyclables. Ils devront être séparés par types (plastique, carton et bois) sur l'ouvrage et expédiés vers des destinataires appropriés pour leur valorisation.

La séparation des déchets et leur remise à des entités dûment habilitées doivent être organisées si possible sur l'ouvrage, en privilégiant le recyclage (incorporation dans des processus productifs) comme destination finale des déchets.

Grès cérame

Type de Saleté	Détergent ou Solvant Conseillé
Dépôts / efflorescences de: Calcaire Encre d'imprimante Rouille Oxydation Ciment	Détergent à base acide : . Acide chlorhydrique jusqu'à 18 % . Acide nitrique . Acide sulfurique . Acide oxalique
Bière / vin / Glace / café / thé Graisse végétale et animale Urine / Vomi	Détergent à base alcaline : . Soude caustique . Potasse
Marque de pneu Peintures résineuses ou émail Huile Vernis Graisse Crayons de couleur Teinture pour cheveux Rouge à lèvres Bitumes Cires Résines	Solvants : . Trichloréthylène . Diluant . Essence de térébenthine . Acétone
Feutres Ketchup / Coca-cola / Vinaigre Bleu de méthylène	. Détergent à base alcaline . Acide
Peintures de graffiti	Détergent spécifique à base acide
Saletés au niveau des joints	Détergent spécifique à base alcaline
Entretien quotidien	Détergent ordinaire

VERLEGUNG, REINIGUNG, WARTUNG UND RECYCLING

Das Keramikangebot von RECER unterteilt sich in drei Gruppen: Feinsteinzeug, glasiertes Steinzeug und weißscherbige Wandfliesen, deren Merkmale den Anforderungen der Norm EN14411 entsprechen.

Diese Produkte werden in verschiedenen Oberflächenausführungen und Formaten angeboten, die bei der Wahl eines spezifischen Produkts für eine gegebene Verwendung zu berücksichtigen sind.

Was vor der Bestellung zu beachten ist

Es ist wichtig, dass die für eine bestimmte Anwendung ausgewählten Keramikprodukte ebenso dem Geschmack der Benutzer wie den Anforderungen der Verwendung entsprechen, für die das Produkt vorgesehen ist. Daher sind für die Wahl des angemessenen Produkts dessen technische Merkmale auf die Bedingungen des vorgesehenen Verwendungsorts abzustimmen. Die technischen Merkmale der Produkte von RECER finden sich in seinen Katalogen.

Bei der Bestellung empfehlen wir, zwischen 5% und 10% mehr an Produktmenge einzukaufen, als für die Verlegung selbst vorgesehen ist, um folgenden Situationen zu begegnen: Materialbrüche infolge von Zuschneiden, Bohren, Unfällen etc. während der Arbeiten; ungenaue Maße; mögliche Eingriffe in der Zukunft durch kleinere Arbeiten, infolge derer das verlegte Material unbrauchbar wird.

Überprüfung des Produkts vor der Verlegung

Vor Beginn der Produktverlegung sollte der Kunde die Menge überprüfen und sich stichprobenhaft den Inhalt einiger Kisten daraufhin ansehen, ob Produkt, Maße, Partie und Tonalität seiner Bestellung entsprechen.

Dann sollte man eine Fliesenfläche mit Teilen aus verschiedenen Kisten/Paletten bilden, um zu prüfen, inwiefern etwaige Farbunterschiede zwischen den Teilen bestehen.

Einige der von RECER angebotenen Serien beziehen ihre Inspiration aus natürlichen Produkten oder bilden diese nach. Die unterschiedlichen Farbtönungen sind deshalb beabsichtigt und dienen der ästhetischen Bereicherung der verlegten Fliesenfläche. Daher ist es ratsam, beim Verlegen Teile aus verschiedenen Kisten miteinander zu kombinieren.

Recer akzeptiert die Rückgabe/Reklamation nur von originalverpackten Produkten. Die Reklamation von bereits verlegten Produkten wird nicht akzeptiert.

Während des Verlegens

Sehr wichtig ist, dass die Grundfläche, auf der das Keramikmaterial verlegt werden soll, vollkommen eben und stabil ist und keinerlei Verschmutzungen aufweist. In Fällen, bei denen das Produkt über ein bereits vorhandenes Keramikmaterial verlegt werden soll, ist sicherzustellen, dass das vorherige Material gut verlegt und nicht lose ist und eine vollkommen ebene und saubere Oberfläche aufweist. Vorher ist auch der Fliesenkleber dahingehend zu prüfen, ob er auf der Grundfläche gut haftet und in Zweifelsfällen sind die Herstellerangaben zu Rate zu ziehen. In einigen Fällen kann sich die mechanische oder chemische Behandlung der Oberfläche des Grundmaterials als notwendig erweisen, um die Haftfestigkeit des Verlegematerials zu erhöhen.

Die Werkzeuge für die Anwendung und Verteilung des Fliesenklebers müssen den Herstellerangaben entsprechen, insbesondere was die Tiefe der Spachtelzahnung betrifft, damit die Dicke der Kleberschicht mit den technischen Anforderungen des Herstellers übereinstimmt. Zum Beklopfen des Keramikprodukts während des Verlegens sollte stets ein Weißgummihammer verwendet werden, um Gummispuren/-rückstände auf der Produktoberfläche zu vermeiden.

Fugen

Keramikprodukten zeichnen sich durch ihre Starrheit aus. Deshalb sind mögliche Größenunterschiede der Struktur durch die Grundfläche und/oder Fliesenfugen, Feldbegrenzungsfugen oder Dehnfugen auszugleichen.

Die Fliesenfugen müssen eine Breite von mindestens 3mm aufweisen (oder mindestens 2mm bei rektifiziertem Material), um Bewegungen der Struktur, thermische Ausdehnung und Kontraktion, die kleinen Maßunterschiede des Produkts sowie Mängel bei der Verlegung auszugleichen, den Austausch von Fliesen zu erleichtern und dabei jeweils das Risiko zu reduzieren, die angrenzenden Keramikfliesen zu beschädigen.

Die Feldbegrenzungsfugen sind mit einer Breite von 10mm auf alle 12m² Fläche anzulegen, die direkter Sonnenbestrahlung ausgesetzt ist, und auf alle 15m² für schattige Flächen, wenn das Keramikprodukt hellfarbig ist. Diese Werte müssen bei dunkelfarbenem Produkt auf 9 bzw. 12m² reduziert werden. Die angegebenen Grenzwerte sind Maximalwerte, d.h. die Verwendung kleinerer Werte ist technisch unbedenklich. Tür- und Fensteröffnungen können zur Anordnung der Feldbegrenzungsfugen benutzt werden, jeweils an der Verlängerung der Innenseiten von Tür-/Fenstersturz und Türsohle/Fensterbrüstung.

Unter keinen Umständen darf eine Lastübertragung auf die Wandkeramik möglich sein. Deshalb sind Feldbegrenzungsfugen entlang der Innenseite der Strukturträger anzulegen. Alle Feldbegrenzungsfugen müssen angemessen mit Elastomeren behandelt werden, die die Stabilität der verlegten Fläche bewahren.

Hierzu sind die Herstellerangaben dieser Produkte hinsichtlich der besten technischen und ästhetischen Lösung für den jeweiligen Fall zu konsultieren.

Die Dehnungsfugen des Fundaments dürfen nicht behindert werden und daher ist ihr Hohlraum unter keinen Umständen mit starrem Material (z.B. Zementmörtel) auszufüllen. Bei der Behandlung dieser Fugen sind die besten verfügbaren Methoden anzuwenden, damit diese Bauelemente ihre Funktion angemessen ausüben können. Insbesondere muss die Dicke der Elastomerschnur den Herstellerangaben dieser Produkte entsprechen.

Besondere Vorsicht gilt bei der Verwendung bunter Fugen (schwarze Fugen vermeiden, da diese mikronisierte Kohle enthalten), besonders bei hellen Farben und/oder polierten und halbpolierten Produkten. Feinsteinzeug besitzt eine leicht geraute Oberfläche (Mattprodukt) oder eine Mikroporosität (poliertes und halbpoliertes Produkt), was die Entfernung von Fugenmaterialresten nach deren Trocknen erschweren kann.

Es wird empfohlen, nach Trocknen der Fugen das überschüssige Material zu entfernen und dabei den Herstellerangaben genau zu folgen.

Gradlinigkeit

Um ein gradliniges Verlegen zu gewährleisten empfehlen wir die Verwendung von Fliesenkreuzen oder Verlegekeilen. Wir raten zum Einsatz von selbstjustierenden Fliesenkreuzen, besonders bei großformatigen, rektifizierten und im parallel versetzten Verband verlegten Fliesen.

KLEBER

Die Verwendung des richtigen Klebers hängt von der jeweiligen Anwendung (Bodenfliesen oder Wandfliesen, Art der Raumbenutzung etc.), der Haftfähigkeit der Grundfläche und vom zu verlegenden Keramiktyp ab. Die Witterungsbedingungen wie Temperatur, relative Feuchtigkeit und Wind können Zeit und Qualität des Anklebens beeinflussen. Das Verlegen hat durch erfahrene Fachleute zu erfolgen, die stets die Hinweise des Kleberherstellers befolgen müssen.

Aufgrund seiner fast nicht vorhandenen Porosität ist Feinsteinzeug besonders anspruchsvoll, was die Auswahl des Klebers und den Klebeprozess betrifft. Normalerweise empfiehlt sich die Verwendung eines Mehrkomponentenklebers (Zement und Harz) im Floating-Buttering-Verfahren (Kleber wird auf die Innenseite der Fliese und auf die Grundfläche aufgetragen) bei Produkten mit einer Fläche von 900 cm² aufwärts. Während des Verlegens sollte man immer wieder einige Teile ablösen, um die Klebfestigkeit zu testen (das Auftreten von Kristallen zeigt eine gute Haftung an).

Produktverwendung

Verlegen im "parallel versetzten Verband" sollte zwecks Überprüfung des Endergebnisses vor dem eigentlichen Verlegen getestet werden, da kleine Unebenheiten des Produkts (die für dieses Material natürlich sind und den Parametern der europäischen Norm EN 14411 entsprechen) bei dieser Art von Verlegemuster besonders hervortreten.

Bei rechteckigen Teilen darf der Versetzabstand nicht über 1/5 der längeren Seite betragen und 1/3 bei quadratischen Teilen.

Oberflächenausführung

Das unglasierte Produkt (poliertes und halbpoliertes unglasiertes Feinsteinzeug) darf weder mit Permanentmarkern beschriftet noch mit Metallgegenständen bekratzt werden.

Das polierte und halbpolierte Produkt wird durch eine Fleckschutz-Imprägnierung geschützt, die seine Reinigung während und nach Fertigstellung der Arbeiten erleichtert. Dennoch ist eine sorgfältige und rechtzeitige Reinigung sicherzustellen. Recer empfiehlt, das polierte Produkt vorsichtig zu verwenden und in hochfrequentierten Bereichen nicht ohne Schutz einzusetzen.

Bei Türen mit direktem Außenzugang sind Türmatten zu verwenden, um sicherzustellen, dass Scheuerpartikel an den Schuhen (Sand, Steine etc.) entfernt werden.

Bei stark frequentierten Bereichen, die mit poliertem Feinsteinzeug ausgelegt sind, ist außer Türmatten aus organischem Material eine Zwischenzone anzulegen, die mit einem raueren Bodenbelag verlegt ist, um so einen natürlichen Übergang zwischen der äußeren Fläche und der inneren Fläche aus poliertem Feinsteinzeug herzustellen. Dies ermöglicht eine sicherere Verwendung durch den Benutzer ebenso wie eine längere Haltbarkeit des polierten Materials.

Das polierte Produkt muss besonders sorgfältig gepflegt werden. Hierzu empfiehlt sich die regelmäßige Verwendung von Mitteln zur Oberflächenimprägnierung, wobei die Herstellerangaben dieser Produkte zu befolgen sind. Diese Vorgehensweise ermöglicht, das ursprüngliche Aussehen des polierten Produkts zu bewahren sowie dessen Langlebigkeit zu erhöhen.

Feinsteinzeug kann für Systeme mit mechanischer Befestigung (wie Doppelböden oder hinterlüftete Fassaden) verwendet werden.

Abschluss der Arbeiten

Die meisten Probleme, die nach Fertigstellung der Arbeiten auftreten, sind auf mangelnde Reinigung nach dem Verlegen zurückzuführen. Es empfiehlt sich daher eine tägliche Reinigung, um zu vermeiden, dass Arbeitsrückstände längere Zeit auf das Produkt einwirken.

Nach Abschluss der Arbeiten ist die gesamte Fläche zu reinigen, um Zement-, Kleber- und Fugenreste sowie den sonstigen Schmutz zu entfernen. Hierzu empfiehlt sich ein handelsübliches Lösemittel zum Entkrusten auf Säurebasis, wobei die Herstellerangaben des Klebers und des Fugenmaterials bezüglich der Trocknungszeiten zu befolgen sind, da die Säure diese Materialien beeinträchtigen und Flecken auf der Produktoberfläche hinterlassen kann, wenn der Kleber noch nicht festgetrocknet ist. Abschließend ist die gesamte Oberfläche mit reichlich Wasser abzuwaschen.

Falls am selben Ort noch weitere Arbeiten anstehen, die Kratzer oder sonstige Beschädigungen auf der Oberfläche der Fliesen verursachen können, sind diese angemessen zu schützen, beispielsweise durch Pappe oder dicke Plastikplane.

Reinigung und Pflege während der Benutzung

Poliertes und halbpoliertes unglasiertes Feinsteinzeug erfordert hinsichtlich der Entfernung einiger Fleckenarten besondere Aufmerksamkeit.

Die alltägliche Pflege ist einfach; es genügt dazu ein handelsüblicher Reiniger und sauberes Wasser. Für die Entfernung spezifischer Flecken konsultieren Sie bitte die nachstehende Tabelle.

Farbflecken (Kaffee, Wein, Kleber, Fett etc.) auf dem Feinsteinzeug sind sofort mit einem feuchten Tuch zu entfernen. Sonst wird unter Umständen der Einsatz eines besonderen Reinigers erforderlich.

Bei der Verwendung besonderer handelsüblicher Reiniger zur Behandlung bestimmter schwer entfernbarer Rückstände wie beispielsweise Farbe ist (aufgrund ihrer chemischen Zusammensetzung) Vorsicht angebracht, da sie die Oberfläche des polierten und halbpolierten glasierten Keramikprodukts schädigen können. Niemals dürfen Produkte verwendet werden, die Flusssäure enthalten.

Besondere Vorsicht gilt bei der Verwendung von öligen Produkten (Olivenöl, Öl, Wachs etc.), die einen Film bilden, der ähnlich wie eine Imprägnierung wirkt und eine Veränderung des Farbtons des Keramikprodukts hervorrufen kann. Die Entfernung dieses Films kann durch die Art der befleckenden Substanz und das Alter des Fleckens erschwert werden.

Feinsteinzeug

Schmutztyp	Empfohlenes Reinigungs-oder
Niederschlag / Ausblühung von: Kalk Tinte aus Tintenpatronen Rost Oxidierung Zement	Reiniger auf Säurebasis: Salzsäure bis 18% Salpetersäure Schwefelsäure Oxalsäure
Bier / Wein / Eis / Kaffee / Tee Tierisches und pflanzliches Fett Urin / Erbrochenes	Reiniger auf Laugenbasis: Natriumhydroxid Pottasche
Reifenspuren Harzfarbe oder Glasur Öl Lack Fett Wachsstift Haarfärbemittel Lippenstift Asphalt Wachs Harze	Lösungsmittel: Trichlorethylen Verdünner Terpentinöl Aceton
Filzstift Ketchup / Coca-Cola / Essig Methylenblau	Reiniger auf Laugenbasis Säure
Graffiti-Farben	Spezifischer Reiniger auf Säurebasis:
Fugenverschmutzung	Laugenbasis
Alltägliche Pflege	Gewöhnlicher Reiniger

Vorsichtshalber sollten stärkere Reinigungsmittel stets zuvor an einer kleinen und wenig sichtbaren Stelle getestet werden, um ihre möglichen Wirkungen zu erproben.

Bei Recer werden alle Produkte Labortests unterzogen. Es gibt auf dem Markt verschiedene Unternehmen, die spezifische Reinigungsmittel für die Behandlung von Keramikprodukten anbieten. In nachstehender Tabelle finden sich einige Beispiele für Reinigungsmittel gemäß des betreffenden Schmutztyps. Diese Mittel bieten einen Anhaltspunkt für die Auswahl der auf dem Markt erhältlichen Produkte gemäß ihrer jeweiligen aktiven Substanzen.

Säuren und andere konzentrierte chemische Produkte zur Reinigung und Pflege sind mit großer Vorsicht zu verwenden und die Herstellerangaben auf den Verpackungen und Etiketten sind aufmerksam zu befolgen. Produkte mit polierter oder halbpolierter Oberfläche müssen sofort nach dem Verlegen und vor dem Ausfugen imprägniert werden. Bezüglich des Imprägnierers sind die relevanten Informationen einzuholen oder auch gegebenenfalls der Hersteller zu kontaktieren, bevor man ein Reinigungsprodukt, eine Behandlung und/oder einen Imprägnierer auswählt. Auf diese Weise ist die Wahl des richtigen Produkts für die gewünschte Verwendung gewährleistet.

Entsorgung der Bauabfälle

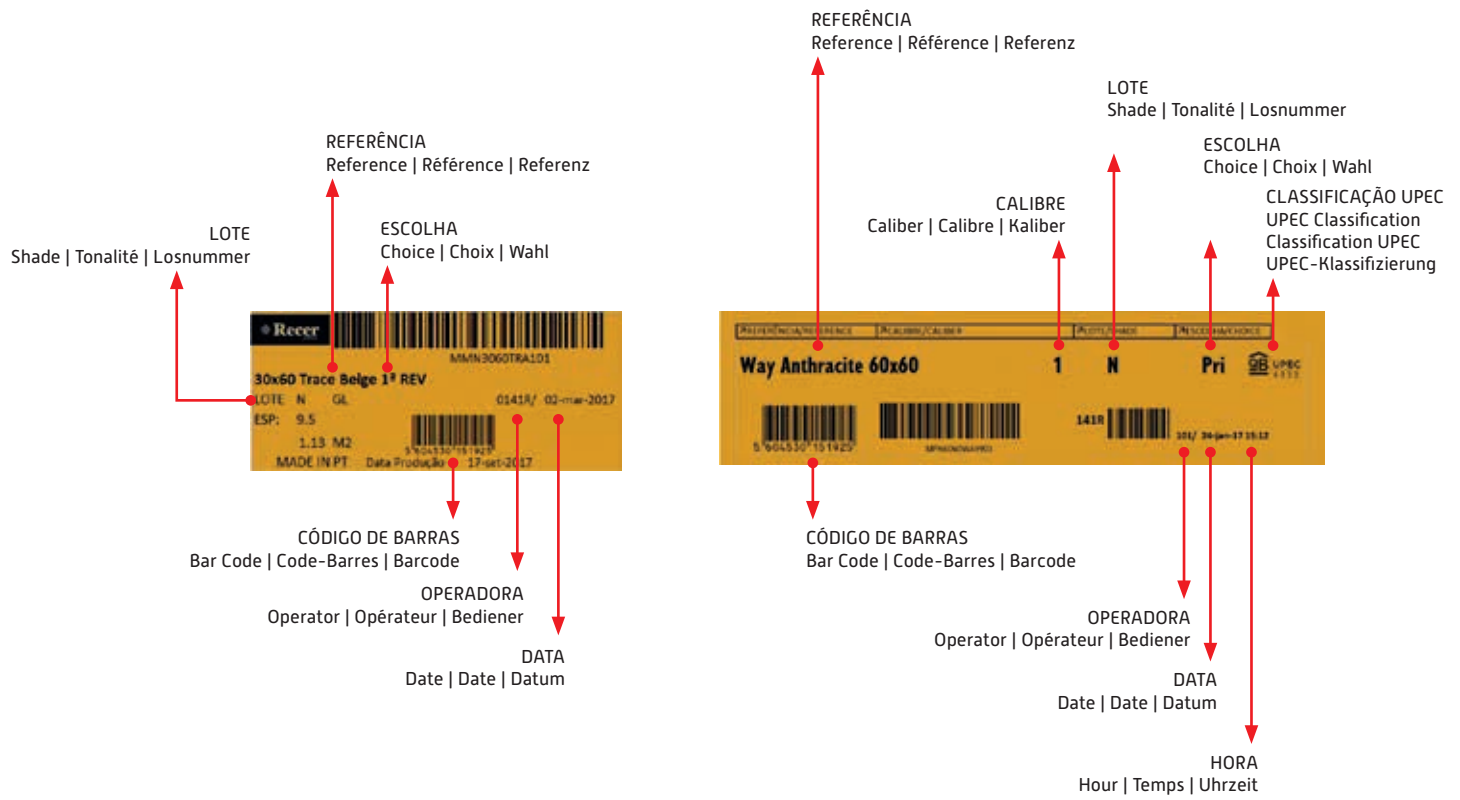
Keramikprodukte sind chemisch träge, d.h. sie setzen keinerlei toxischen oder gefährlichen Substanzen frei. Dennoch sind nach Abschluss der Arbeiten alle Keramikabfälle zu trennen und als Bau- und Abbruchabfälle unter Einhaltung der geltenden Gesetzgebung zu entsorgen. Die Verpackungen von Recers Produkten werden zwecks Vermeidung gefährlicher Substanzen gemeinsam mit unseren Zulieferern entwickelt. Alle Verpackungsbestandteile der Recer-Produkte sind wiederverwertbar, wobei sie bauseitig nach Typ (Kunststoff, Pappe und Holz) zu trennen und an geeignete Empfänger zwecks Abfallbehandlung weiterzuleiten sind. Wenn immer möglich ist bauseitig die Trennung der Abfälle und ihre Übergabe an ordnungsgemäß ausgewiesene Stellen zu veranlassen, wobei die Wiederverwertung (Einbindung in Produktionsprozesse) als Endbestimmung der Abfälle zu bevorzugen ist.

ROTULAGEM

Labelling | Étiquetage | Kennzeichnung

EXEMPLO DE ROTULAGEM

Labelling example
Exemple d'étiquetage
Beispiele für Etiketten



SOLUÇÕES DE APLICAÇÃO

Suggested Applications | Solutions d'application | Anwendungslösungen

Soluções de aplicação

A Recer apresenta uma grande variedade de formatos nas suas séries. Com o objetivo de contribuir para a valorização do produto e satisfação do utilizador final apresentamos algumas sugestões de aplicação desenvolvidas pelo nosso Gabinete de Apoio ao Cliente que pode, sob consulta, desenvolver e sugerir outras combinações alternativas.

Suggested Applications

Recer offers a wide variety of formats in its ranges. With the aim of helping to enhance the product and satisfy end customers, we present some suggested applications put together by our Customer Support Office, which can develop and suggest alternative combinations upon request.

Solutions d'application

Les séries de Recer proposent une grande variété de formats. Afin de contribuer à la valorisation du produit et à la satisfaction de l'utilisateur, nous présentons quelques suggestions d'application développées par notre bureau d'assistance clientèle qui peut, sur demande, développer et suggérer d'autres combinaisons alternatives.

Anwendungslösungen

Recer bietet eine Vielzahl verschiedener Formate für seine Serien an. Um die Möglichkeiten des Produkts aufzuzeigen und so zur Zufriedenheit des Endverbrauchers beizutragen, präsentieren wir einige Anwendungsvorschläge unseres Kundenservicebüros, das auf Anfrage gerne alternative Kombinationen entwickelt und vorstellt.

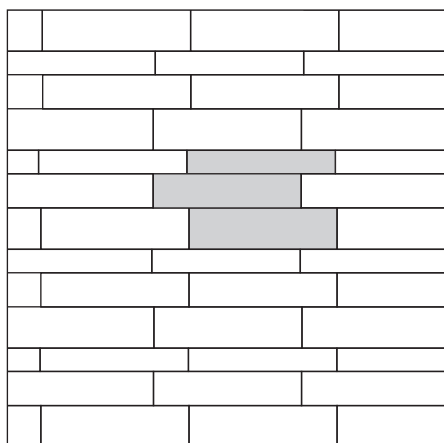
Exemplos de combinação com diversos formatos:

Examples which combine different formats:

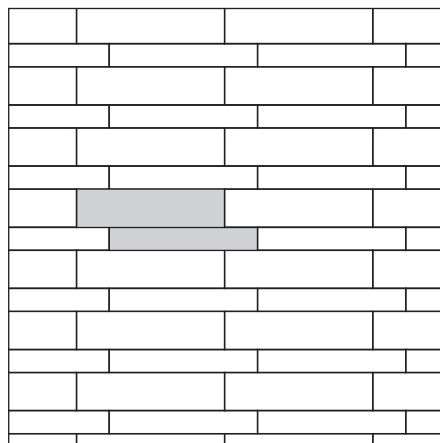
Exemples de combinaison avec plusieurs formats:

Beispiele für die Kombination mehrerer Formate:

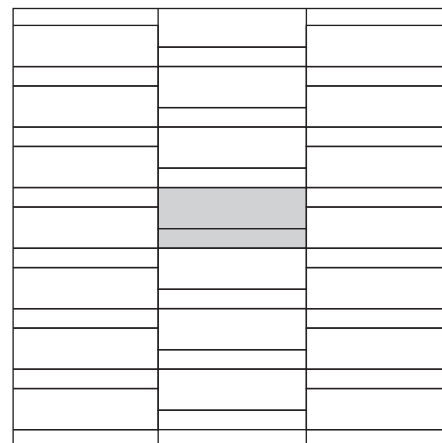
FORMATOS Sizes Formats Formate	20x60R	15x60R	10x60R
%M ²	44%	33%	22%



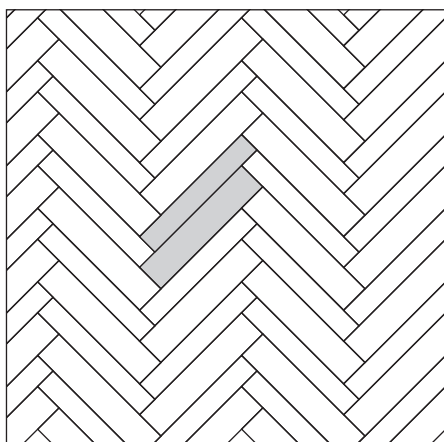
FORMATOS Sizes Formats Formate	20x60R	10x60R
%M ²	67%	33%



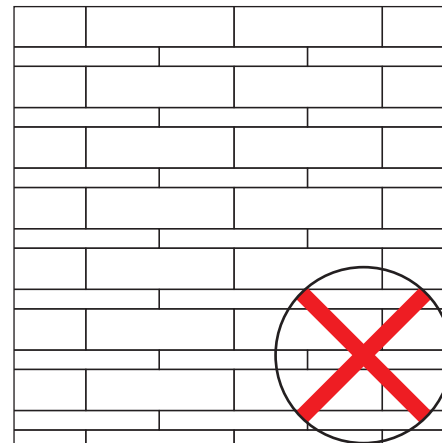
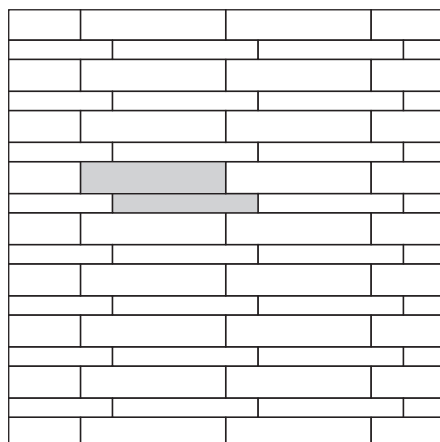
FORMATOS Sizes Formats Formate	20x60R	10x60R
%M ²	67%	33%



FORMATOS Sizes Formats Formate	15x60R	10x60R
%M ²	60%	40%



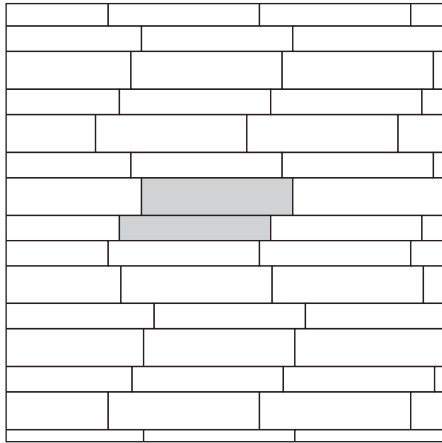
FORMATOS Sizes Formats Formate	15x60R	10x60R
%M ²	60%	40%



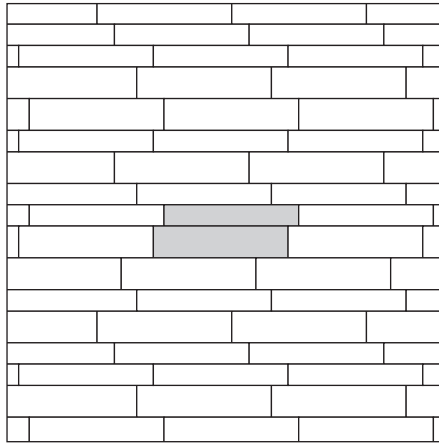
Não recomendado
Not recommended
Non recommandé
Nicht empfohlen

Exemplos de combinação com diversos formatos:
 Examples which combine different formats:
 Exemples de combinaison avec plusieurs formats:
 Beispiele für die Kombination mehrerer Formate:

FORMATOS Sizes Formats Formate	120x30R	120x20R
%M ²	60%	40%




FORMATOS Sizes Formats Formate	22x90R	15x90R
%M ²	60%	40%

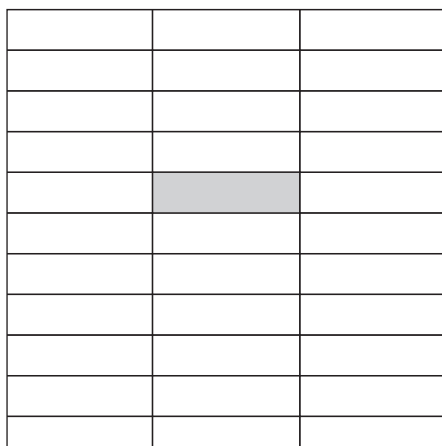


Exemplos de aplicação com um formato:
 Examples of applications using one format:
 Exemples d'application avec un format:
 Beispiele für die Verwendung eines Formats:


FORMATOS Sizes Formats Formate	120x30R 120x20R 22x90R 15x90R
%M ²	100%



FORMATOS Sizes Formats Formate	120x30R 120x20R 22x90R 15x90R 20x60R 15x60R 10x60R
%M ²	100%

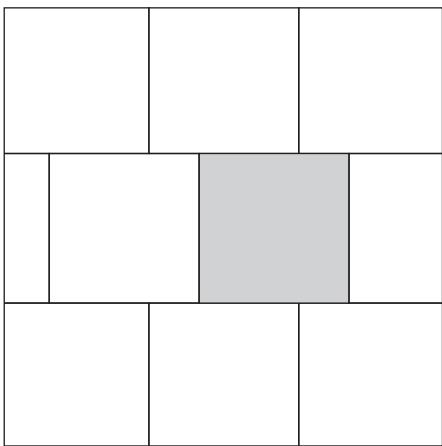


FORMATOS Sizes Formats Formate	120x30R 120x20R 22x90R 15x90R
%M ²	100%

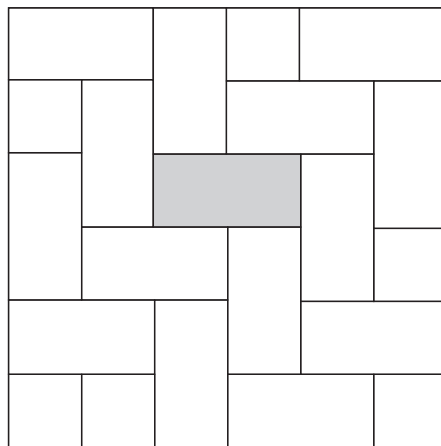


Exemplos de aplicação com um formato:
 Examples of applications using one format:
 Exemples d'application avec un format:
 Beispiele für die Verwendung eines Formats:


FORMATOS Sizes Formats Formate	60x60R 45x45 33x33 M20x20
%M ²	100%



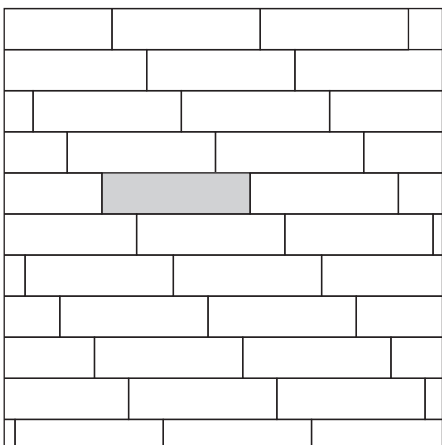
FORMATOS Sizes Formats Formate	30x60R 15x30 M10x20
%M ²	100%



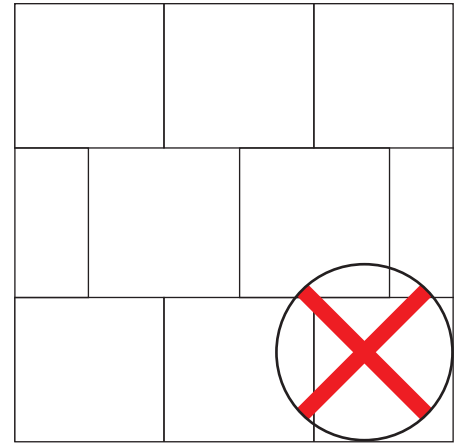

FORMATOS Sizes Formats Formate	30x60 15x30 M10x20
%M ²	100%



FORMATOS Sizes Formats Formate	22x90R 15x90R 20x60R 15x60R 10x60R
%M ²	100%



FORMATOS Sizes Formats Formate	22x90R 15x90R 20x60R 15x60R 10x60R
%M ²	100%



Não recomendado
Not recommended
Non recommandé
Nicht empfohlen

FORMATOS MODULARES

Modular Formats | Formats Modulables | Modulformate

Os formatos modulares (M) são baseados em múltiplos e submúltiplos onde M é 100 mm. A dimensão de fabrico é definida de forma a permitir uma junta entre peças de 2 a 5 mm. Dada a retracção que o material sofre durante o processo de cozedura, a dimensão de fabrico (calibre) é determinada no processo e impressa em cada embalagem.

The modular formats (M) are based on multiples and submultiples, with M= 100 mm. The manufacturing dimension is defined so as to allow a 2 to 5 mm. joint between pieces. Due to material retraction during the baking process, the manufacturing dimension (caliber) is determined in the process and printed on each package.

Les formats modulables (M) sont basés sur des multiples et sous-multiples où M est égal à 100 mm.

La dimension de fabrication est définie de manière à permettre une jointure de 2 à 5 mm entre les pièces.

Étant donné la contraction que le matériel subit au cours de la cuisson, la dimension de fabrication (calibre) est déterminée lors de sa production et imprimée sur chaque emballage.

Die Modulformate (M) basieren sich auf Dezimalteilen und Vielfacheinheiten, wobei m für 100 mm steht. Das Werkmass ist auf einen Fugenabstand von 2 bis 5 mm bemessen. Aufgrund der Materialkontraktion während des Brennvorgangs wird das Werkmass (Kaliber) während des Verarbeitungsprozesses gemessen und auf jeder Verpackung ausgewiesen.

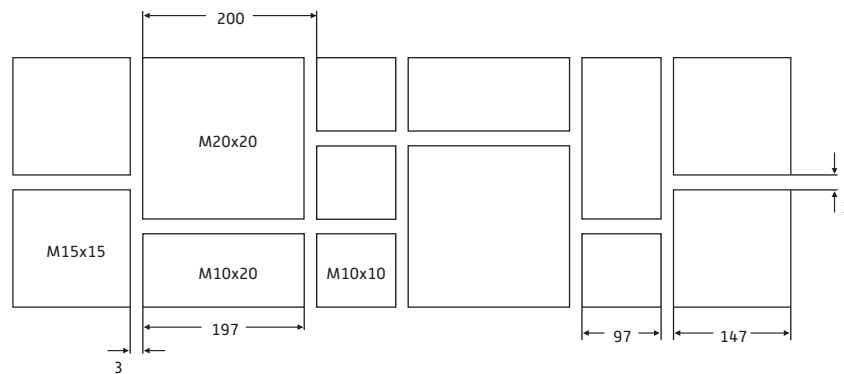
Exemplo para Dimensão de Fabrico:

Example for Manufacturing Dimension:

Exemple pour Dimension de Fabrication:

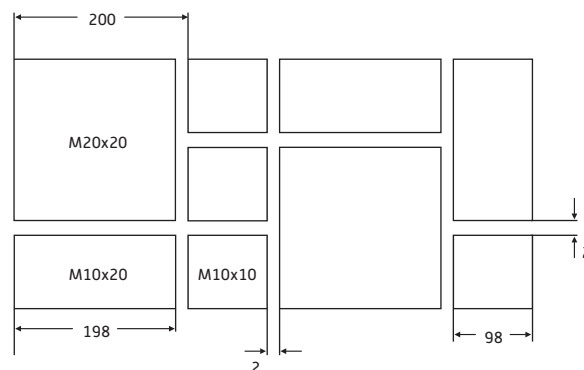
Beispiel für Werkmasse:

PAVIMENTO Floor Tiles Carrelage de Sol Bodenbelag		
DESIGNAÇÃO Name Désignation Bezeichnung	JUNTA (J) Joint (J) Jointure (J) Fuge (J) mm.	DIMENSÃO FABRICO Manufacturing Dimension Dimension de Fabrication Werkmass (W1xW2) mm.
M20x20	3	197x197
M15x15	3	147x147
M10x20	3	97x197
M10x10	3	97x97



REVESTIMENTO Wall Tiles | Faïence | Wandverkleidung

DESIGNAÇÃO Name Désignation Bezeichnung	JUNTA (J) Joint (J) Jointure (J) Fuge (J) mm.	DIMENSÃO FABRICO Manufacturing Dimension Dimension de Fabrication Werkmass (W1xW2) mm.
M20x20	2	198x198
M10x20	2	98x198
M10x10	2	98x98





 **Recer**
cerâmica

Apartado 20
3771-953 Oliveira do Bairro
Portugal
Tel.: +351 234 730 500
Fax: +351 234 730 501
recer@recer.pt
www.recer.pt

